


4542 m.

MOTUL TT ASSEN

Practice Nr. 1

Classification

6

	Rider	Nation	Team	Motorcycle	Time	Lap	Total	Gap	Top Speed
1	54 Fermin ALDEGUER	SPA	Folladore SpeedUp	BOSCOSCURO	1'35.912	18	20		253.4
2	79 Ai OGURA	JPN	MT Helmets - MSI	BOSCOSCURO	1'35.984	17	19	0.072 0.072	257.6
3	16 Joe ROBERTS	USA	OnlyFans American Racing Team	KALEX	1'36.183	11	11	0.271 0.199	252.3
4	3 Sergio GARCIA	SPA	MT Helmets - MSI	BOSCOSCURO	1'36.195	10	19	0.283 0.012	256.0
5	14 Tony ARBOLINO	ITA	Elf Marc VDS Racing Team	KALEX	1'36.282	17	19	0.370 0.087	256.6
6	44 Aron CANET	SPA	Fantic Racing	KALEX	1'36.286	12	15	0.374 0.004	253.9
7	21 Alonso LOPEZ	SPA	Folladore SpeedUp	BOSCOSCURO	1'36.383	14	22	0.471 0.097	257.6
8	18 Manuel GONZALEZ	SPA	QJMOTOR Gresini Moto2	KALEX	1'36.547	19	21	0.635 0.164	254.4
9	35 Somkiat CHANTRA	THA	IDEMITSU Honda Team Asia	KALEX	1'36.550	5	19	0.638 0.003	256.6
10	75 Albert ARENAS	SPA	QJMOTOR Gresini Moto2	KALEX	1'36.605	17	18	0.693 0.055	257.1
11	24 Marcos RAMIREZ	SPA	OnlyFans American Racing Team	KALEX	1'36.694	22	22	0.782 0.089	257.1
12	64 Bo BENDSNEYDER	NED	Preicanos Racing Team	KALEX	1'36.751	15	18	0.839 0.057	253.4
13	96 Jake DIXON	GBR	CFMOTO Inde Aspar Team	KALEX	1'36.773	15	19	0.861 0.022	256.6
14	84 Zonta VD GOORBERGH	NED	RW-Idrofoglia Racing GP	KALEX	1'36.779	14	19	0.867 0.006	254.4
15	52 Jeremy ALCOBA	SPA	Yamaha VR46 Master Camp Team	KALEX	1'36.789	13	16	0.877 0.010	256.6
16	71 Dennis FOGGIA	ITA	Italtrans Racing Team	KALEX	1'36.833	16	19	0.921 0.044	257.1
17	7 Barry BALTUS	BEL	RW-Idrofoglia Racing GP	KALEX	1'36.930	14	19	1.018 0.097	255.0
18	13 Celestino VIETTI	ITA	Red Bull KTM Ajo	KALEX	1'36.936	16	19	1.024 0.006	256.6
19	17 Daniel MUÑOZ	SPA	Preicanos Racing Team	KALEX	1'37.132	10	16	1.220 0.196	251.3
20	81 Senna AGIUS	AUS	Liqui Moly Husqvarna Intact GP	KALEX	1'37.134	11	19	1.222 0.002	254.4
21	10 Diogo MOREIRA	BRA	Italtrans Racing Team	KALEX	1'37.217	5	18	1.305 0.083	258.2
22	15 Darryn BINDER	RSA	Liqui Moly Husqvarna Intact GP	KALEX	1'37.226	15	18	1.314 0.009	258.7
23	28 Izan GUEVARA	SPA	CFMOTO Inde Aspar Team	KALEX	1'37.330	17	20	1.418 0.104	257.1
24	22 Ayumu SASAKI	JPN	Yamaha VR46 Master Camp Team	KALEX	1'37.789	5	18	1.877 0.459	258.7
25	5 Jaume MASIA	SPA	Preicanos Racing Team	KALEX	1'37.845	19	19	1.933 0.056	258.2
26	20 Xavi CARDELUS	AND	Fantic Racing	KALEX	1'37.893	5	11	1.981 0.048	256.6
27	32 Marcel SCHROTTER	GER	Red Bull KTM Ajo	KALEX	1'37.918	14	17	2.006 0.025	253.9
28	34 Mario AJI	INA	IDEMITSU Honda Team Asia	KALEX	1'38.432	7	17	2.520 0.514	254.4
29	43 Xavier ARTIGAS	SPA	KLINT Forward Factory Team	FORWARD	1'39.104	12	15	3.192 0.672	256.6
30	11 Alex ESCRIG	SPA	KLINT Forward Factory Team	FORWARD	1'39.106	8	16	3.194 0.002	252.3
Not classified									
	12 Filip SALAC	CZE	Elf Marc VDS Racing Team	KALEX					

Practice condition: Dry

Air: 20°

Humidity: 53%

Ground: 36°

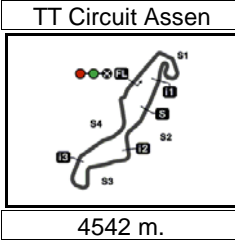
Fastest Lap:	Lap: 18	Fermin ALDEGUER	1'35.912	170.4 Km/h
Best Race Lap:	2021	Raul FERNANDEZ	1'36.690	169.1 Km/h
All-Time Lap Record:	2024	Fermin ALDEGUER	1'35.912	170.4 Km/h

The results are provisional until the end of the limit for protest and appeals.

Time limit for protest expires 60' after publication of the results - Time:

These data/results cannot be reproduced, stored and/or transmitted in whole or in part by any manner of electronic, mechanical, photocopying, recording, broadcasting or otherwise now known or herein after developed without the previous express consent by the copyright owner, except for reproduction in daily press and regular printed publications on sale to the public within 60 days of the event related to those data/results and always provided that copyright symbol appears together as follows below.

© DORNA, 2024



MOTUL TT ASSEN

Practice Nr. 1

Top Speed & Average

8



Rider	Nation	Motorcycle	Top 5 speeds					Average	Top
15 Darryn BINDER	RSA	KALEX	258.7	256.6	256.6	256.6	256.0	256.8	258.7
22 Ayumu SASAKI	JPN	KALEX	258.7	258.2	258.2	257.6	256.6	257.7	258.7
5 Jaume MASIA	SPA	KALEX	258.2	256.6	256.0	256.0	255.5	256.5	258.2
10 Diogo MOREIRA	BRA	KALEX	258.2	256.6	256.0	255.5	255.5	256.1	258.2
21 Alonso LOPEZ	SPA	BOSCOSCURO	257.6	257.1	256.6	256.0	255.5	256.3	257.6
79 Ai OGURA	JPN	BOSCOSCURO	257.6	256.0	255.5	255.5	255.5	256.0	257.6
24 Marcos RAMIREZ	SPA	KALEX	257.1	256.6	256.6	255.5	255.5	256.3	257.1
28 Izan GUEVARA	SPA	KALEX	257.1	256.0	254.4	253.9	253.9	254.9	257.1
71 Dennis FOGGIA	ITA	KALEX	257.1	257.1	256.6	255.5	255.5	256.2	257.1
75 Albert ARENAS	SPA	KALEX	257.1	257.1	257.1	256.0	255.0	256.5	257.1
13 Celestino VIETTI	ITA	KALEX	256.6	255.5	255.5	254.4	253.9	254.5	256.6
14 Tony ARBOLINO	ITA	KALEX	256.6	256.6	256.6	256.6	255.5	256.2	256.6
20 Xavi CARDELUS	AND	KALEX	256.6	256.0	255.0	254.4	254.4	255.3	256.6
35 Somkiat CHANTRA	THA	KALEX	256.6	255.0	253.4	253.4	252.8	254.0	256.6
43 Xavier ARTIGAS	SPA	FORWARD	256.6	255.5	255.5	255.5	254.4	255.3	256.6
52 Jeremy ALCOBA	SPA	KALEX	256.6	255.0	255.0	254.4	254.4	255.0	256.6
96 Jake DIXON	GBR	KALEX	256.6	255.0	254.4	253.9	253.4	254.5	256.6
3 Sergio GARCIA	SPA	BOSCOSCURO	256.0	255.5	255.0	255.0	255.0	255.3	256.0
7 Barry BALTUS	BEL	KALEX	255.0	254.4	253.4	252.8	252.8	253.7	255.0
18 Manuel GONZALEZ	SPA	KALEX	254.4	253.9	253.4	253.4	253.4	253.7	254.4
34 Mario AJI	INA	KALEX	254.4	252.8	252.3	251.8	251.8	252.5	254.4
81 Senna AGIUS	AUS	KALEX	254.4	254.4	253.9	253.4	253.4	253.9	254.4
84 Zonta VD GOORBERGH	NED	KALEX	254.4	253.9	253.9	253.4	252.8	253.7	254.4
32 Marcel SCHROTTER	GER	KALEX	253.9	253.9	253.4	253.4	253.4	253.6	253.9
44 Aron CANET	SPA	KALEX	253.9	253.9	253.4	252.8	252.3	252.9	253.9
54 Fermin ALDEGUER	SPA	BOSCOSCURO	253.4	253.4	252.8	252.3	252.3	252.8	253.4
64 Bo BENDSNEYDER	NED	KALEX	253.4	251.8	251.8	251.8	250.3	251.3	253.4
11 Alex ESCRIG	SPA	FORWARD	252.3	251.8	251.3	251.3	250.3	251.4	252.3
16 Joe ROBERTS	USA	KALEX	252.3	252.3	251.3	250.3	250.3	250.9	252.3
17 Daniel MUÑOZ	SPA	KALEX	251.3	249.7	249.2	249.2	248.7	249.3	251.3
12 Filip SALAC	CZE	KALEX	248.2					248.2	248.2

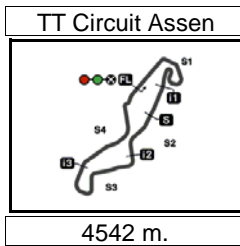
These data/results cannot be reproduced, stored and/or transmitted in whole or in part by any manner of electronic, mechanical, photocopying, recording, broadcasting or otherwise now known or herein after developed without the previous express consent by the copyright owner, except for reproduction in daily press and regular printed publications on sale to the public within 60 days of the event related to those data/results and always provided that copyright symbol appears together as follows below.

© DORNA, 2024

Official MotoGP Timing by TISSOT
www.motogp.com



Assen, Friday, June 28, 2024



MOTUL TT ASSEN

Practice Nr. 1

Chronological Analysis of Performances

9

* Lap / Sector time cancelled T1 Time from finish line to 1st intermediate T3 Time from 2nd intermed. to 3rd intermed.
P Crossing the finish line in pit lane T2 Time from 1st intermed. to 2nd intermed. T4 Time from 3rd intermediate to finish line

Lap	Lap Time	T1	T2	T3	T4	Speed	Lap	Lap Time	T1	T2	T3	T4	Speed	
1st 54 Fermin ALDEGUER Folladore SpeedUp SPA														
Runs=3		Total laps=20			Full laps=15		Valid laps=6							
1	1'47.479	31.645	15.650	28.971	22.780	248.2	1	2'23.965	32.092	15.503	29.074	23.658*	248.7	
2	1'49.196	P 31.95*	16.506*	29.847*	30.885	247.7	2	1'50.557	P 34.96*	16.541*	29.538*	29.514	247.7	
3	8'02.609	P 30.455	15.464	28.671	22.571	248.2	3	7'50.266	P 31.721	15.156	28.430	22.583	250.3	
4	1'38.192	* 32.370	14.918	28.262	22.642*	249.2	4	1'37.415	31.955	14.972	28.110	22.378	250.3	
5	1'37.634	* 32.07*	14.850	27.965*	22.740	252.3	5	1'37.370	31.929	14.983	28.087	22.371	252.3	
6	1'37.022	31.707	14.880	28.176	22.259	251.3	6	1'36.973	31.878	14.840	28.095	22.160	252.3	
7	1'36.874	* 31.808	14.803	27.961	22.302*	251.8	7	1'36.882	31.862	14.745	28.079	22.196	250.3	
8	1'36.620	31.726	14.840	27.807	22.247	251.8	8	1'40.895	34.562	15.176	28.618	22.539	250.3	
9	1'36.904	31.938	14.860	27.789	22.317	250.8	9	1'45.516	P 32.053	15.080	28.338	30.045	249.7	
10	1'39.462	33.401	15.561	28.212	22.288	243.8	10	6'58.045	32.009	15.192	28.274	22.219	248.7	
11	1'36.611	31.793	14.788	27.902	22.128	251.8	11	1'36.183	31.622	14.740	27.748	22.073	250.3	
12	1'36.534	* 31.701	14.785	27.856*	22.192	252.8	unfinished						31.640	251.3
13	1'43.793	* 35.210	15.200	30.468	22.915*	252.3								
14	1'47.193	P 31.835	15.060	29.035	31.263	251.3								
15	10'32.447	* 33.479	15.350	28.357	23.938*	249.7								
16	1'43.271	* 33.14*	19.645	28.376	22.102	152.2								
17	1'35.906	* 31.494	14.792	27.527	22.093*	251.3								
18	1'35.912	31.610	14.685	27.637	21.980	253.4								
19	1'39.345	* 34.342	14.981	27.930	22.092*	250.8								
20	1'35.698	* 31.44*	14.687	27.721	21.841	253.4								
3rd 16 Joe ROBERTS OnlyFans American R USA														
Runs=3		Total laps=11			Full laps=6		Valid laps=6							
1	2'23.965	* 32.092	15.503	29.074	23.658*	248.7	1	2'23.965	* 32.092	15.503	29.074	23.658*	248.7	
2	1'50.557	P 34.96*	16.541*	29.538*	29.514	247.7	2	1'50.557	P 34.96*	16.541*	29.538*	29.514	247.7	
3	7'50.266	P 31.721	15.156	28.430	22.583	250.3	3	7'50.266	P 31.721	15.156	28.430	22.583	250.3	
4	1'37.415	31.955	14.972	28.110	22.378	250.3	4	1'37.415	31.955	14.972	28.110	22.378	250.3	
5	1'37.370	31.929	14.983	28.087	22.371	252.3	5	1'37.370	31.929	14.983	28.087	22.371	252.3	
6	1'36.973	31.878	14.840	28.095	22.160	252.3	6	1'36.973	31.878	14.840	28.095	22.160	252.3	
7	1'36.882	31.862	14.745	28.079	22.196	250.3	7	1'36.882	31.862	14.745	28.079	22.196	250.3	
8	1'40.895	34.562	15.176	28.618	22.539	250.3	8	1'40.895	34.562	15.176	28.618	22.539	250.3	
9	1'45.516	P 32.053	15.080	28.338	30.045	249.7	9	1'45.516	P 32.053	15.080	28.338	30.045	249.7	
10	6'58.045	32.009	15.192	28.274	22.219	248.7	10	6'58.045	32.009	15.192	28.274	22.219	248.7	
11	1'36.183	31.622	14.740	27.748	22.073	250.3	11	1'36.183	31.622	14.740	27.748	22.073	250.3	
unfinished														
4th 3 Sergio GARCIA MT Helmets - MSI SPA														
Runs=3		Total laps=19			Full laps=15		Valid laps=13							
1	2'44.423	P 37.893	15.418	28.387*	32.575	251.3	1	2'44.423	P 37.893	15.418	28.387*	32.575	251.3	
2	9'39.121	P 30.434	15.386	28.551	22.581	251.3	2	9'39.121	P 30.434	15.386	28.551	22.581	251.3	
3	1'37.242	32.019	14.945	27.980	22.298	252.3	3	1'37.242	32.019	14.945	27.980	22.298	252.3	
4	1'36.556	31.805	14.792	27.832	22.127	253.9	4	1'36.556	31.805	14.792	27.832	22.127	253.9	
5	1'36.549	31.659	14.771	27.960	22.159	255.0	5	1'36.549	31.659	14.771	27.960	22.159	255.0	
6	1'36.450	31.616	14.727	27.887	22.220	253.9	6	1'36.450	31.616	14.727	27.887	22.220	253.9	
7	1'36.555	31.730	14.736	27.919	22.170	255.0	7	1'36.555	31.730	14.736	27.919	22.170	255.0	
8	1'36.675	31.775	14.749	27.955	22.196	254.4	8	1'36.675	31.775	14.749	27.955	22.196	254.4	
9	1'36.523	31.764	14.652	27.878	22.229	255.0	9	1'36.523	31.764	14.652	27.878	22.229	255.0	
10	1'36.195	31.621	14.671	27.835	22.068	256.0	10	1'36.195	31.621	14.671	27.835	22.068	256.0	
11	1'47.986	P 33.741	15.375	28.666	30.204	255.5	11	1'47.986	P 33.741	15.375	28.666	30.204	255.5	
12	10'53.602	* 31.653	15.093	28.175*	22.416	251.8	12	10'53.602	* 31.653	15.093	28.175*	22.416	251.8	
13	1'36.312	31.570	14.751	27.762	22.229	253.9	13	1'36.312	31.570	14.751	27.762	22.229	253.9	
14	1'36.965	* 32.01*	14.755	28.005	22.191	253.9	14	1'36.965	* 32.01*	14.755	28.005	22.191	253.9	
15	1'36.397	31.634	14.745	27.928	22.090	253.4	15	1'36.397	31.634	14.745	27.928	22.090	253.4	
16	1'36.292	31.536	14.678	28.000	22.078	253.9	16	1'36.292	31.536	14.678	28.000	22.078	253.9	
17	1'36.325	31.675	14.668	27.830	22.152	253.4	17	1'36.325	31.675	14.668	27.830	22.152	253.4	
18	1'44.575	* 39.32*	14.989	28.070*	22.190*	253.4	18	1'44.575	* 39.32*	14.989	28.070*	22.190*	253.4	
19	1'38.673	32.703	15.274	28.315	22.381	248.2	19	1'38.673	32.703	15.274	28.315	22.381	248.2	
5th 14 Tony ARBOLINO Elf Marc VDS Racing ITA														
Runs=3		Total laps=19			Full laps=14		Valid laps=13							
1	1'48.091	30.189	15.187	28.810	22.956	255.0	1	1'48.091	30.189	15.187	28.810	22.956	255.0	
2	1'49.924	P 32.48*	17.670*	29.020*	30.745	217.0	2	1'49.924	P 32.48*	17.670*	29.020*	30.745	217.0	
3	8'03.879	P 29.696	15.167	28.619	22.709	255.5	3	8'03.879	P 29.696	15.167	28.619	22.709	255.5	
4	1'37.285	31.888	14.839	28.187	22.371	253.4	4	1'37.285	31.888	14.839	28.187	22.371	253.4	
5	1'37.287	31.823	14.968	28.151	22.345	254.4	5	1'37.287	31.823	14.968	28.151	22.345	254.4	
6	1'36.884	31.772	14.808	28.018	22.286	253.4	6	1'36.884	31.772	14.808	28.018	22.286	253.4	
7	1'36.871	31.793	14.799	28.029	22.250	253.4	7	1'36.871	31.793	14.799	28.029	22.250	253.4	

Fastest Lap: Fermin ALDEGUER Folladore SpeedUp SPA **1'35.912** 31.610 14.685 27.637 21.980

These data/results cannot be reproduced, stored and/or transmitted in whole or in part by any manner of electronic, mechanical, photocopying, recording, broadcasting or otherwise now known or herein after developed without the previous express consent by the copyright owner, except for reproduction in daily press and regular printed publications on sale to the public within 60 days of the event related to those data/results and always provided that copyright symbol appears together as follows below.
© DORNA, 2024



Practice Nr. 1

Moto2

Lap	Lap Time	T1	T2	T3	T4	Speed	Lap	Lap Time	T1	T2	T3	T4	Speed							
8	1'36.763	31.712	14.781	28.033	22.237	253.4	8th	18	Manuel GONZALEZ	QJMOTOR Gresini Mo SPA			Runs=3 Total laps=21 Full laps=16 Valid laps=15							
9	1'38.264	32.124	14.863	28.616	22.661	254.4				1	2'17.324	*		30.870	15.207	28.994	23.640*	248.7		
10	1'37.137	31.905	14.778	28.113	22.341	253.9				2	1'51.983	P		34.79*	16.297*	29.551*	31.344	246.2		
11	1'36.929	31.866	14.767	28.051	22.245	255.5				3	8'05.888	P		32.927	15.200	28.924	22.947	250.3		
12	1'36.987	31.764	14.743	28.119	22.361	256.6				4	1'37.216			32.000	14.872	27.992	22.352	250.8		
13	1'49.832	P	34.984	15.355	29.055	30.438				253.4	5	1'37.109			31.933	14.801	28.006	22.369	252.3	
14	12'13.135		40.934	16.111	29.556	24.777				237.6	6	1'36.783			31.755	14.733	28.013	22.282	254.4	
15	1'42.384	*	33.05*	15.770	31.218	22.343				240.4	7	1'37.943			31.850	14.820	28.605	22.668	253.4	
16	1'42.796		31.485	21.105	27.982	22.224				153.5	8	1'37.273		*	31.782	14.786	28.009	22.696*	251.3	
17	1'36.282		31.498	14.646	27.828	22.310				256.6	9	1'37.258			31.887	14.835	28.025	22.511	249.7	
18	1'36.819		31.755	14.852	27.826	22.386				256.6	10	1'42.442			37.161	14.797	28.029	22.455	253.9	
19	1'36.683		32.160	14.636	27.880	22.007				256.6	11	1'36.630			31.769	14.706	27.940	22.215	253.4	
6th 44 Aron CANET Fantic Racing SPA										9th 35 Somkiat CHANTRA IDEMITSU Honda Tea THA										
Runs=3 Total laps=15 Full laps=11 Valid laps=8										Runs=3 Total laps=19 Full laps=14 Valid laps=12										
1	2'42.955	P	30.753	15.856	28.342	35.027				252.3	12	1'40.514			31.843	15.153	29.707	23.811	252.8	
2	9'48.687	P	33.628	15.694	29.633	22.574				236.7	13	1'43.814			31.953	15.007	30.459	26.395	252.3	
3	1'37.205		31.934	14.755	28.204	22.312				253.9	14	1'37.398			31.970	14.845	28.035	22.548	251.8	
4	1'36.586		31.824	14.771	27.826	22.165				252.3	15	1'37.199			31.912	14.796	28.072	22.419	251.8	
5	1'36.643		31.650	14.792	27.900	22.301				252.8	16	1'47.699		P	31.821	15.683*	29.707*	30.488	250.8	
6	1'36.946		31.708	14.927	28.033	22.278				250.8	17	8'20.864			29.967	15.053	31.721	24.158	249.2	
7	1'37.037		31.896	14.859	28.006	22.276				252.3	18	1'36.590			31.819	14.778	27.795	22.198	252.8	
8	1'57.475	P	31.847	15.673	33.695	36.260	250.8	19	1'36.547		31.752	14.731	27.883	22.181	251.3					
9	15'52.886		32.189	15.168	30.603	22.691	250.8	20	1'36.653		31.704	14.791	27.868	22.290	251.8					
10	1'37.006		31.770	14.808	27.894	22.534	252.3	21	1'43.201		31.774	14.834	33.401	23.192	253.4					
11	1'37.336	*	32.42*	14.896	27.818	22.196	251.3	10th 75 Albert ARENAS QJMOTOR Gresini Mo SPA												
12	1'36.286		31.558	14.745	27.845	22.138	253.4	Runs=3 Total laps=18 Full laps=14 Valid laps=8												
13	1'40.851	*	31.747	14.678	31.380	23.046*	253.9	1	2'07.400		36.478	15.549	28.779	22.875	247.2					
14	1'36.687		31.744	14.799	27.960	22.184	251.3	2	1'55.378	P	35.87*	17.024*	30.972*	31.504	232.6					
15	1'52.049	*	38.54*	15.833	33.560	24.113*	240.4	3	8'03.808	P	37.950	15.262	28.407	22.582	251.8					
7th 21 Alonso LOPEZ Folladore SpeedUp SPA							5							1'36.550		31.713	14.747	27.883	22.207	255.0
Runs=3 Total laps=22 Full laps=17 Valid laps=15							6							1'36.888		31.821	14.791	27.924	22.352	256.6
1	1'42.281		30.434	15.397	28.559	22.518	255.5	7	1'37.373		31.848	14.837	27.878	22.810	253.4					
2	1'47.721	P	31.97*	16.752*	30.189*	28.810	250.3	8	1'37.102		31.848	14.830	28.031	22.393	253.4					
3	8'10.595	P	29.683	15.241	27.979	22.378	253.4	9	1'37.322		31.922	14.977	27.975	22.448	250.3					
4	1'36.822		31.865	14.675	27.864	22.418	253.9	10	1'45.639	P	32.020	15.031	28.119	30.469	252.8					
5	1'36.934		31.856	14.632	28.087	22.359	253.9	11	11'21.380		33.066	15.825	28.747	22.789	248.2					
6	1'36.741		31.779	14.638	27.946	22.378	252.8	12	1'37.414		31.901	14.872	28.199	22.442	252.8					
7	1'36.841		31.822	14.758	28.030	22.231	252.8	13	1'36.794		31.756	14.881	27.924	22.233	252.3					
8	1'36.774		31.900	14.694	27.975	22.205	253.4	14	1'36.822		31.752	14.829	27.904	22.337	250.3					
9	1'42.904		37.480	14.968	28.062	22.394	251.8	15	1'38.565	*	32.65*	15.227	27.976	22.704	251.3					
10	1'36.822		31.836	14.717	28.031	22.238	256.6	16	1'36.805		31.724	14.890	27.856	22.335	251.8					
11	1'36.759		31.773	14.634	27.870	22.482	257.6	17	1'37.820		31.924	15.005	28.341	22.550	250.8					
12	1'36.599		31.774	14.590	27.943	22.292	257.1	18	1'37.651		31.937	14.956	28.106	22.652	250.8					
13	1'38.030		32.141	14.835	28.650	22.404	253.9	19	1'37.148	*	31.85*	14.865	27.950	22.481	251.8					
14	1'36.383		31.687	14.646	27.923	22.127	255.0	10th 75 Albert ARENAS QJMOTOR Gresini Mo SPA												
15	1'54.714	P	38.706	15.376	29.611	31.021	252.3	Runs=3 Total laps=18 Full laps=14 Valid laps=8												
16	7'16.109		32.970	16.470	28.428	22.385	222.1	1	2'30.860	P	31.575	15.522	29.158	30.312	246.2					
17	1'37.981	*	33.20*	14.828	27.809	22.139	253.9	2	9'33.777	P	35.135	15.489	28.680	22.660	249.7					
18	1'40.281	*	32.72*	16.500	28.854	22.199	203.3	3	1'37.703		32.284	15.007	28.103	22.309	253.4					
19	1'42.889		31.746	20.955	27.915	22.273	151.8	4	1'37.395		31.957	14.972	28.099	22.367	255.0					
20	1'36.440		31.534	14.691	27.873	22.342	255.5	5	1'37.010		31.955	14.757	28.081	22.217	257.1					
21	1'36.851		31.683	14.816	27.817	22.535	255.5	6	1'36.794		31.819	14.842	27.980	22.153	253.4					
22	1'36.478		31.644	14.715	27.928	22.191	256.0	7	1'38.862	*	32.233	15.015	29.581	22.033*	250.3					
							8							1'37.600	*	32.11*	15.004	28.026	22.454	251.3

Fastest Lap: Fermin ALDEGUER Folladore SpeedUp SPA **1'35.912** 31.610 14.685 27.637 21.980

These data/results cannot be reproduced, stored and/or transmitted in whole or in part by any manner of electronic, mechanical, photocopying, recording, broadcasting or otherwise now known or herein after developed without the previous express consent by the copyright owner, except for reproduction in daily press and regular printed publications on sale to the public within 60 days of the event related to those data/results and always provided that copyright symbol appears together as follows below.
© DORNA, 2024

Practice Nr. 1

Moto2

Lap	Lap Time	T1	T2	T3	T4	Speed	Lap	Lap Time	T1	T2	T3	T4	Speed	
9	1'47.451 *	37.138	15.487	30.423	24.403*	245.7	13th 96 Jake DIXON Runs=3 Total laps=19 Full laps=15 Valid laps=14							
10	1'37.587 *	32.02*	14.908	28.127	22.524	257.1		1	2'34.356 P	31.146	15.406	28.618	30.700	249.7
11	1'37.361	31.951	14.898	28.130	22.382	257.1		2	9'36.029 P	30.429	15.181	28.618	22.714	252.3
12	1'37.601	32.072	14.956	28.175	22.398	252.8		3	1'40.218	33.913	15.026	28.611	22.668	251.3
13	1'37.858	32.094	15.080	28.159	22.525	253.4		4	1'37.609	32.066	14.960	28.056	22.527	251.3
14	1'52.955 P	35.248	16.299	29.632	31.776	239.5		5	1'37.732	31.984	14.932	28.045	22.771	256.6
15	8'17.873	44.723	15.365	28.440	23.859	250.3		6	1'37.646	31.904	14.943	28.267	22.532	251.3
16	1'44.549 *	33.23*	15.570	33.080*	22.667	243.3		7	1'38.628	33.011	15.106	27.992	22.519	251.3
17	1'36.605	31.694	14.797	27.841	22.273	256.0		8	1'37.470	31.832	14.964	28.186	22.488	251.3
18	1'39.265 *	31.769	14.942	29.936	22.618*	253.4		9	1'37.641	32.002	15.018	28.088	22.533	251.8
11th 24 Marcos RAMIREZ Runs=3 Total laps=22 Full laps=17 Valid laps=14														
1	1'43.226	32.039	15.681	29.349	22.922	248.2		10	1'37.611	31.925	14.932	28.144	22.610	251.8
2	1'49.117 P	32.54*	17.146*	29.673*	29.753	229.2		11	1'37.365	31.866	14.924	28.031	22.544	253.4
3	8'13.852 P	31.640	15.368	28.973	22.851	253.4		12	1'39.891	32.059	15.796	28.862	23.174	240.4
4	1'37.863	32.226	14.920	28.132	22.585	255.0		13	1'45.208 P	32.086	14.999	28.306	29.817	252.3
5	1'37.601	32.073	14.879	28.086	22.563	256.6		14	10'33.180	31.748	15.154	28.281	22.721	250.8
6	1'37.396 *	31.989	15.004	27.995	22.408*	253.4		15	1'36.773	31.761	14.805	27.956	22.251	255.0
7	1'37.316	31.996	14.830	28.050	22.440	256.6		16	1'41.198	31.911	15.413	31.279	22.595	253.4
8	1'37.292	31.985	14.916	27.974	22.417	252.3		17	1'39.746	31.824	15.476	29.702	22.744	254.4
9	1'47.949	35.926	15.166	34.081	22.776	251.8	18	1'36.777 *	31.79*	14.845	27.925	22.208	253.9	
10	1'37.654	32.146	15.014	28.121	22.373	253.4	19	1'37.122	31.803	14.835	27.909	22.575	252.3	
11	1'37.532	32.005	14.870	28.059	22.598	255.5	14th 84 Zonta VD GOORBE Runs=3 Total laps=19 Full laps=14 Valid laps=9							
12	1'37.410	31.969	14.937	28.053	22.451	252.3	1	2'00.710	30.643	15.773	29.073	23.322	245.2	
13	1'37.547	31.984	14.979	28.127	22.457	253.4	2	1'48.933 P	33.59*	16.364*	28.720*	30.250	244.8	
14	1'52.380 P	34.479	16.040	30.105	31.756	235.3	3	7'52.616 P	29.406	15.249	28.583	22.912	253.9	
15	6'57.199	32.449	15.317	31.240	23.794	250.8	4	1'37.075	31.797	14.905	27.942	22.431	251.8	
16	1'42.374	32.148	15.029	31.393	23.804	251.3	5	1'37.529	31.884	14.905	28.085	22.655	253.4	
17	1'40.941 *	33.43*	14.977	29.812	22.713*	252.3	6	1'36.868	31.743	14.888	27.866	22.371	251.3	
18	1'37.823 *	31.91*	14.988	28.669	22.255	253.4	7	1'37.305	31.871	14.886	28.047	22.501	251.3	
19	1'36.700	31.765	14.837	27.837	22.261	252.8	8	1'37.317	31.878	14.969	27.999	22.471	250.3	
20	1'42.238	33.318	14.946	29.604	24.370	252.3	9	1'37.662	31.883	14.941	28.044	22.794	250.8	
21	1'36.844	31.803	14.778	27.912	22.351	255.5	10	1'37.676	31.943	14.985	28.232	22.516	251.8	
22	1'36.694	31.773	14.697	27.944	22.280	257.1	11	1'37.742 *	31.787	15.006	28.071	22.878*	251.3	
12th 64 Bo BENDSNEYDER Runs=3 Total laps=18 Full laps=14 Valid laps=10														
1	2'44.316 P	31.756	15.800	28.498*	35.430	249.7	12	1'49.574 P	34.51*	15.505	29.069	30.488	249.7	
2	9'24.906 P	33.557	15.281	28.426	22.739	248.7	13	11'56.755	32.006	15.316	30.718	23.525	250.3	
3	1'37.585	32.056	15.026	27.977	22.526	250.3	14	1'36.779	31.743	14.823	27.857	22.356	253.9	
4	1'38.090	31.950	15.171	28.318	22.651	253.4	15	1'37.988 *	32.30*	14.983	28.217	22.486	250.8	
5	1'37.898	31.981	15.090	28.269	22.558	250.3	16	1'38.193	31.858	14.904	28.341	23.090	252.8	
6	1'37.545	31.900	15.049	28.086	22.510	249.7	17	1'41.604 *	34.710	15.121	28.896	22.877*	250.3	
7	1'44.053	37.987	15.263	28.258	22.545	249.2	18	1'40.243 *	33.50*	15.164	28.654	22.917	250.8	
8	1'40.936	35.043	15.116	28.262	22.515	248.7	19	1'37.939 *	31.85*	15.010	28.420	22.657	254.4	
9	1'37.587	32.063	14.953	28.089	22.482	251.8	15th 52 Jeremy ALCOBA Runs=3 Total laps=16 Full laps=12 Valid laps=9							
10	1'47.044 P	31.814	14.943	29.180	31.107	251.8	1	2'31.374 P	36.018	15.439	29.072	30.615	252.3	
11	11'38.782	32.026	15.481	28.625	22.588	249.2	2	9'13.271 P	33.911	15.543	28.572	22.664	253.4	
12	1'37.016	31.720	15.100	27.851	22.345	249.7	3	1'37.817 *	32.186	14.928	28.212*	22.491	256.6	
13	1'40.646 *	32.64*	14.971	29.863	23.166	250.3	4	1'37.868	32.163	14.927	28.328	22.450	254.4	
14	1'37.892 *	31.90*	15.001	28.149	22.833	250.3	5	1'37.563	32.008	14.942	28.079	22.534	252.3	
15	1'36.751	31.703	14.878	27.838	22.332	251.8	6	1'38.043	32.066	14.909	28.315	22.753	254.4	
16	1'45.267	38.441	15.996	28.242	22.588	234.0	7	1'37.890	32.106	14.924	28.096	22.764	251.8	
17	1'38.689 *	32.45*	15.554	28.152	22.529	245.7	8	1'37.770	32.084	14.915	28.125	22.646	253.4	
18	1'39.871 *	33.156	15.693	28.491	22.531*	244.3	9	1'53.665 P	36.221	18.100	29.338	30.006	169.7	

Fastest Lap: Fermin ALDEGUER Folladore SpeedUp SPA **1'35.912** 31.610 14.685 27.637 21.980

These data/results cannot be reproduced, stored and/or transmitted in whole or in part by any manner of electronic, mechanical, photocopying, recording, broadcasting or otherwise now known or herein after developed without the previous express consent by the copyright owner, except for reproduction in daily press and regular printed publications on sale to the public within 60 days of the event related to those data/results and always provided that copyright symbol appears together as follows below.
© DORNA, 2024



Practice Nr. 1

Moto2

Lap	Lap Time	T1	T2	T3	T4	Speed	Lap	Lap Time	T1	T2	T3	T4	Speed
10	1'50.711	32.774	15.180	29.825	23.084	253.9	3	7'51.151 P	31.446	15.484	28.877	22.876	255.5
11	1'36.966	31.828	14.800	27.970	22.368	255.0	4	1'38.255	32.500	14.988	28.292	22.475	253.9
12	1'37.318 *	32.07*	15.045	27.934	<u>22.263</u>	248.7	5	1'37.874	32.168	14.915	28.281	22.510	255.5
13	<u>1'36.789</u>	31.826	14.800	<u>27.848</u>	22.315	253.4	6	1'37.386	31.984	15.041	28.063	22.298	252.8
14	1'40.436	<u>31.820</u>	<u>14.739</u>	29.396	24.481	255.0	7	1'38.068	32.753	14.926	28.069	22.320	<u>256.6</u>
15	1'37.337	32.019	14.872	28.052	22.394	254.4	8	1'39.452	33.127	15.398	28.448	22.479	248.2
16	1'37.268 *	31.93*	14.817	28.067	22.450	253.4	9	1'37.463	32.015	14.918	28.095	22.435	253.9

16th 71 **Dennis FOGGIA** Italtrans Racing Team ITA
Runs=3 Total laps=19 Full laps=14 Valid laps=7

1	1'48.440	30.672	15.209	29.150	23.193	253.4
2	1'50.378 P	34.51*	17.712*	28.680*	29.469	213.2
3	8'09.578 P	29.528	15.115	28.722	23.285	255.5
4	1'38.196 *	32.350	15.222	28.109	22.515*	254.4
5	1'37.582 *	31.98*	14.983	28.061	22.554	256.6
6	1'37.432	31.938	15.003	28.081	22.410	254.4
7	1'38.632 *	31.993	14.844	28.715	23.080*	<u>257.1</u>
8	1'39.393 *	32.312	14.966	29.442	22.673*	255.0
9	1'37.665	32.064	14.967	28.019	22.615	254.4
10	1'37.392	31.955	14.863	28.150	22.424	255.5
11	1'37.214	31.901	14.858	28.064	22.391	255.5
12	1'52.597 P	37.028	16.278	29.192	30.099	242.8
13	12'21.619	29.583	15.136	28.430	22.548	253.9
14	1'40.071 *	34.19*	14.972	28.408	22.492*	253.4
15	1'36.854 *	31.79*	14.847	27.949	<u>22.264</u>	254.4
16	<u>1'36.833</u>	<u>31.719</u>	14.804	<u>27.935</u>	22.375	255.0
17	1'37.044	31.870	14.802	27.995	22.377	255.0
18	1'41.987 *	35.46*	15.127	28.825	22.567	252.3
19	1'37.118	31.879	<u>14.792</u>	28.034	22.413	257.1

17th 7 **Barry BALTUS** RW-Idrofoglia Racing BEL
Runs=3 Total laps=19 Full laps=14 Valid laps=10

1	1'48.812 *	29.855	15.332	28.323	22.700*	250.3
2	1'49.404 P	32.71*	17.398*	28.643*	30.646	237.2
3	8'04.040 P	29.826	15.181	28.361	22.818*	253.4
4	1'37.755 *	32.35*	14.933	27.988*	22.484	<u>255.0</u>
5	1'37.320	31.838	14.947	28.044	22.491	252.8
6	1'37.669	31.856	14.977	28.142	22.694	250.8
7	1'38.353	32.255	15.033	28.306	22.759	249.2
8	1'38.086	32.049	15.099	28.310	22.628	248.7
9	1'37.853	32.023	15.061	28.183	22.586	249.7
10	1'37.729	31.903	15.050	28.150	22.626	250.3
11	1'38.243	31.977	15.130	28.347	22.789	249.7
12	1'48.921 P	35.408	15.185	28.835	29.493	249.2
13	11'52.965	32.205	15.377	30.675	25.067	246.7
14	<u>1'36.930</u>	31.887	<u>14.826</u>	<u>27.959</u>	<u>22.258</u>	254.4
15	1'37.814 *	32.15*	14.995	28.226	22.434	251.3
16	1'37.831 *	<u>31.761</u>	15.190	28.263*	22.617*	252.8
17	1'43.565	35.021	15.147	28.806	24.591	248.7
18	1'38.664	32.232	15.152	28.584	22.696	247.7
19	1'38.397 *	32.21*	15.107	28.472	22.604	250.8

18th 13 **Celestino VIETTI** Red Bull KTM Ajo ITA
Runs=3 Total laps=19 Full laps=14 Valid laps=11

1	2'05.082	33.719	15.436	29.183	22.836	252.3
2	1'51.544 P	35.96*	16.457*	29.373*	29.749	252.8

19th 17 **Daniel MUÑOZ** Preicanos Racing Tea SPA
Runs=3 Total laps=16 Full laps=12 Valid laps=6

1	2'43.726 P	31.742	15.799	28.878*	34.231	247.2
2	10'26.118 P	30.972	15.479	28.598*	23.224	246.2
3	1'38.471	32.362	15.094	28.133	22.882	248.2
4	1'38.267 *	32.240	15.001	28.118*	22.908	248.7
5	1'38.242	32.329	14.913	28.257	22.743	249.2
6	1'38.498	32.297	15.262	28.255	22.684	245.7
7	1'37.861	32.246	14.935	28.051	22.629	248.7
8	1'37.489	32.076	14.963	27.915	22.535	248.7
9	1'37.909 *	32.139	14.922	28.193	22.655*	248.7
10	<u>1'37.132</u>	32.058	<u>14.730</u>	<u>27.811</u>	<u>22.533</u>	249.7
11	1'49.978 P	34.229	16.362	29.613	29.774	236.7
12	14'21.988	33.769	15.287	28.218	22.910	245.7
13	1'37.462 *	<u>31.965</u>	14.874	27.957	22.666*	247.2
14	1'37.477 *	31.97*	14.939	27.991	22.575	247.2
15	1'39.032 *	32.98*	15.084	28.360	22.601*	249.2
16	1'37.182 *	32.091	14.812	27.906	22.373*	<u>251.3</u>

20th 81 **Senna AGIUS** Liqui Moly Husqvarna AUS
Runs=3 Total laps=19 Full laps=14 Valid laps=10

1	2'06.279	32.875	15.483	29.016	22.988	246.7
2	1'49.695 P	33.47*	16.623*	28.833*	30.760	249.2
3	7'55.031 P	29.871	15.261	28.434	22.823	250.3
4	1'37.910	32.151	15.073	28.181	22.505	250.8
5	1'37.945	32.208	15.093	28.078	22.566	253.4
6	1'37.774	31.916	15.057	28.169	22.632	251.8
7	1'37.493	31.895	14.913	28.247	22.438	252.8
8	1'37.905 *	31.972	14.961	28.212	22.760*	251.8
9	1'37.638	32.104	15.002	28.086	22.446	253.9
10	1'37.409	32.053	14.948	28.087	22.321	253.4
11	<u>1'37.134</u>	31.855	14.935	28.025	<u>22.319</u>	<u>254.4</u>
12	1'37.377	31.831	<u>14.883</u>	28.001	22.662	254.4
13	1'48.175 P	33.631	15.367	28.943	30.234	247.2
14	11'39.815	34.303	15.239	28.619	22.550	248.7
15	1'39.102 *	32.84*	15.338	28.214	22.702	247.7
16	1'37.276	31.873	15.118	<u>27.940</u>	22.345	250.8
17	1'37.673 *	<u>31.735</u>	15.011	28.047	22.880*	251.8

Fastest Lap: Fermin ALDEGUER Folladore SpeedUp SPA **1'35.912** 31.610 14.685 27.637 21.980

These data/results cannot be reproduced, stored and/or transmitted in whole or in part by any manner of electronic, mechanical, photocopying, recording, broadcasting or otherwise now known or herein after developed without the previous express consent by the copyright owner, except for reproduction in daily press and regular printed publications on sale to the public within 60 days of the event related to those data/results and always provided that copyright symbol appears together as follows below.
© DORNA, 2024

Practice Nr. 1

Moto2

Lap	Lap Time	T1	T2	T3	T4	Speed	Lap	Lap Time	T1	T2	T3	T4	Speed
18	1'37.494	31.883	15.076	28.082	22.453	251.3	10	1'39.004	32.561	15.200	28.407	22.836	251.3
19	1'40.017 *	31.85*	15.071	28.706	24.385	250.8	11	1'38.093	32.115	15.069	28.270	22.639	252.8
21st 10 Diogo MOREIRA Italtrans Racing Team BRA Runs=4 Total laps=18 Full laps=11 Valid laps=6							12	1'38.399	32.245	15.047	28.358	22.749	253.9
1	1'48.774	30.639	15.252	28.879	23.435	255.5	13	1'38.606	32.250	15.122	28.430	22.804	252.8
2	1'48.630 P	32.52*	16.059*	28.710*	31.336	251.3	14	1'51.661 P	35.518	16.748	28.510	30.885	211.3
3	8'08.325 P	29.623	15.383	28.581	22.682	255.5	15	10'52.511	36.720	18.404	30.202	22.652	197.7
4	1'37.804	32.294	14.960	28.144	22.406	255.0	16	1'37.406	31.830	14.874	28.112	22.590	256.0
5	1'37.217	31.910	14.777	27.984	22.546	256.6	17	1'37.330	31.818	14.961	28.004	22.547	252.3
6	1'37.524 *	31.916	14.895	28.018*	22.695	256.0	18	1'41.380	32.010	15.162	28.186	26.022	253.9
7	1'37.284 *	31.888	14.719	28.146	22.531*	258.2	19	1'40.389 *	33.43*	15.221	28.577	23.154	253.4
8	1'45.321 *	34.505	15.210	33.028	22.578*	252.8	20	1'37.817	32.057	15.017	28.087	22.656	257.1
9	1'37.805 *	32.13*	14.923	28.224	22.526	255.5	24th 22 Ayumu SASAKI Yamaha VR46 Master JPN Runs=3 Total laps=18 Full laps=13 Valid laps=8						
10	1'56.168 P	40.438	15.739	30.017	29.974	247.2	1	2'01.266	32.483	15.636	29.373	23.969	248.2
11	9'09.995 *	29.918	17.416*	29.386*	23.076	248.2	2	1'54.031 P	35.30*	16.589*	29.688*	32.453	246.2
12	1'38.186	32.238	15.037	28.235	22.676	251.3	3	7'46.753 P	30.753	15.371	28.957	22.787	255.0
13	1'37.754	32.029	14.814	28.254	22.657	252.8	4	1'38.052	32.335	14.829	28.146	22.742	258.7
14	1'38.013	32.045	14.979	28.380	22.609	253.9	5	1'37.789	32.174	14.818	28.090	22.707	258.2
15	1'45.669 P	32.627	15.504	29.070	28.468	250.8	6	1'43.090	36.376	15.256	28.664	22.794	253.4
16	6'40.991 *	30.428	14.975	28.379	26.271*	253.9	7	1'38.341 *	32.307	14.862	28.372	22.800*	258.2
17	1'42.508 *	35.89*	15.170	28.597	22.842	251.3	8	1'40.497 *	32.495	15.162	29.724*	23.116	253.4
18	1'37.367	32.019	14.831	28.110	22.407	255.5	9	1'37.814	32.122	14.961	28.225	22.506	256.6
22nd 15 Darryn BINDER Liqui Moly Husqvarna RSA Runs=3 Total laps=18 Full laps=13 Valid laps=10							10	1'55.241 P	39.922	15.531	28.784	31.004	251.8
1	1'43.415	31.340	15.498	29.327	22.928	249.7	11	13'57.215	30.780	15.312	28.501	22.825	252.8
2	1'51.476 P	32.55*	17.553*	30.480*	30.887	223.3	12	1'37.932	32.151	14.866	28.247	22.668	256.0
3	8'07.828 P	31.515	15.598	28.812	23.691	250.3	13	1'39.928 *	33.53*	14.999	28.700	22.693	257.6
4	1'38.244	32.464	14.864	28.263	22.653	256.6	14	1'37.832 *	32.16*	14.784	28.113	22.775	256.6
5	1'38.098	32.100	14.919	28.426	22.653	256.0	15	1'37.971	32.249	14.892	28.241	22.589	255.5
6	1'41.761	32.770	17.562	28.663	22.766	218.9	16	1'44.873	34.097	15.744	30.534	24.498	240.4
7	1'38.346 *	32.243	14.905	28.447	22.751*	255.0	17	1'39.123 *	32.16*	15.214	28.662	23.087	256.0
8	1'42.915	32.844	15.137	32.120	22.814	255.5	18	1'39.219	32.479	15.085	28.582	23.073	254.4
9	1'38.138	32.215	14.901	28.379	22.643	258.7	25th 5 Jaume MASIA Preicanos Racing Tea SPA Runs=3 Total laps=19 Full laps=14 Valid laps=7						
10	1'38.442	32.469	14.936	28.478	22.559	253.9	1	1'47.876	31.592	15.529	29.088	22.956	252.3
11	1'38.052	32.242	14.903	28.317	22.590	254.4	2	1'49.307 P	32.58*	15.970*	29.482*	31.275	253.9
12	1'52.057 P	37.387	15.228	28.794	30.648	251.8	3	8'07.155 P	30.231	15.434	28.671	22.940*	253.9
13	13'09.236	36.071	15.178	28.543	22.660	252.3	4	1'38.390 *	32.22*	15.053	28.486	22.622	254.4
14	1'39.031 *	32.92*	15.121	28.268	22.716	253.9	5	1'38.105	32.108	14.924	28.284	22.789	258.2
15	1'37.226	31.874	14.912	28.080	22.360	255.5	6	1'37.863 *	32.084	14.956	28.157*	22.666*	256.0
16	1'44.577	31.819	14.866	33.946	23.946	256.6	7	1'37.918	32.113	14.975	28.343	22.487	255.5
17	1'37.585	31.984	14.884	28.223	22.494	256.6	8	1'38.104	32.255	15.005	28.285	22.559	253.4
18	1'37.447 *	32.04*	14.772	28.179	22.447	256.0	9	1'44.287 *	38.272	15.276	28.240*	22.499	248.7
23rd 28 Izan GUEVARA CFMOTO Inde Aspar SPA Runs=3 Total laps=20 Full laps=15 Valid laps=14							10	1'38.209	32.207	15.040	28.319	22.643	253.9
1	2'12.181 *	32.387	15.293	28.750	23.223*	251.3	11	1'39.502	32.131	15.136	28.349	23.886	254.4
2	1'51.144 P	33.16*	16.093*	29.951*	31.934	251.8	12	1'53.768 P	37.832	15.542	29.202	31.192	252.8
3	7'56.956 P	32.602	15.326	28.875	22.945	249.2	13	12'16.751 *	32.415	15.613	37.561	25.575*	250.8
4	1'39.088	32.423	15.232	28.374	23.059	251.8	14	1'40.048 *	34.12*	15.001	28.373	22.552	255.0
5	1'38.751	32.276	15.143	28.419	22.913	253.4	15	1'37.690 *	32.02*	14.980	28.152*	22.535*	255.0
6	1'40.485	32.208	15.109	30.214	22.954	253.4	16	1'43.784 *	34.41*	15.468	31.401	22.504	252.8
7	1'38.283	32.245	15.022	28.273	22.743	254.4	17	1'37.965	31.962	14.860	28.274	22.869	256.0
8	1'38.802	32.449	15.087	28.365	22.901	253.9	18	1'38.258 *	32.11*	15.082	28.339	22.720	252.8
9	1'38.225	32.189	15.015	28.163	22.858	252.8	19	1'37.845	32.259	14.865	28.214	22.507	256.6

Fastest Lap: Fermin ALDEGUER Folladore SpeedUp SPA 1'35.912 31.610 14.685 27.637 21.980

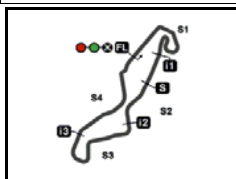
These data/results cannot be reproduced, stored and/or transmitted in whole or in part by any manner of electronic, mechanical, photocopying, recording, broadcasting or otherwise now known or herein after developed without the previous express consent by the copyright owner, except for reproduction in daily press and regular printed publications on sale to the public within 60 days of the event related to those data/results and always provided that copyright symbol appears together as follows below.
© DORNA, 2024

Practice Nr. 1

Moto2

Lap	Lap Time	T1	T2	T3	T4	Speed	Lap	Lap Time	T1	T2	T3	T4	Speed
26th	20	Xavi CARDELUS Fantic Racing AND				Runs=3 Total laps=11 Full laps=6 Valid laps=5	1	1'48.654	33.206	15.811	29.328	23.813	246.7
							2	1'52.029 P	34.84*	17.518*	29.220*	30.442	227.5
							3	8'06.558 P	31.483	15.424	29.130	23.285	255.5
							4	2'40.827 P				44.848	226.6
							unfinished						
							5	1'43.111	34.841	15.956	29.021	23.293	252.8
							6	1'40.404 *	32.557	15.607*	29.066*	23.174	252.3
							7	1'40.635	32.949	15.397	29.251	23.038	252.8
							8	1'39.728	32.600	15.289	28.630	23.209	253.4
							9	1'39.719	32.643	15.326	28.573	23.177	254.4
							10	1'53.532 *	35.64*	15.966	30.017	31.900*	245.2
							11	1'39.642 *	32.79*	15.292	28.557	23.001	255.5
							12	1'39.104	32.574	15.234	28.455	22.841	253.4
							13	1'39.368	32.368	15.373	28.486	23.141	254.4
							14	1'39.440 *	32.52*	15.393	28.518	23.003	255.5
							15	1'39.161	32.726	15.217	28.396	22.822	256.6
27th	32	Marcel SCHROTTE Red Bull KTM Ajo GER				Runs=3 Total laps=17 Full laps=12 Valid laps=8	1	2'03.141	33.789	15.551	29.498	23.317	250.3
							2	1'53.096 P	35.45*	16.778*	29.699*	31.165	238.1
							3	7'55.546 P	31.859	15.370	28.673	22.954	253.4
							4	1'38.738	32.448	15.022	28.417	22.851	253.4
							5	1'38.894	32.243	15.076	28.293	23.282	253.4
							6	1'38.454	32.183	15.065	28.325	22.881	252.3
							7	1'38.273	32.225	15.050	28.310	22.688	251.8
							8	1'38.252	32.212	14.996	28.199	22.845	251.8
							9	1'38.122	32.207	14.976	28.243	22.696	252.8
							10	1'47.797 P	32.523	15.609	29.414	30.251	245.7
							11	15'36.377 *	32.859	15.506	28.803	22.849*	251.8
							12	1'44.141 *	34.26*	15.128	29.723	25.024	251.3
							13	1'38.077 *	32.26*	15.003	28.235	22.578	253.9
							14	1'37.918	31.982	14.940	28.277	22.719	252.3
							15	1'38.036	32.047	15.027	28.220	22.742	250.8
							16	1'41.266 *	32.02*	15.055	31.375	22.815	250.8
							17	1'37.816 *	32.054	14.886	28.224	22.652*	253.9
28th	34	Mario AJI IDEMITSU Honda Tea INA				Runs=4 Total laps=17 Full laps=10 Valid laps=9	1	2'02.167	30.710	15.473	32.746	29.159	249.7
							2	1'57.155 P	36.23*	18.047*	30.262*	32.610	220.1
							3	8'07.259 P	31.480	15.260	28.753	23.402	251.8
							4	1'39.066	32.573	15.126	28.519	22.848	251.8
							5	1'41.920	32.807	15.249	30.524	23.340	250.3
							6	1'38.707	32.507	15.313	28.174	22.713	252.3
							7	1'38.432	32.325	14.984	28.273	22.850	252.8
							8	1'54.578 P	38.679	15.498	28.850	31.551	249.2
							9	10'24.636	31.978	15.555	29.099	23.292	248.2
							10	1'42.011 *	32.849	16.625*	29.287*	23.250	251.8
							11	1'39.089	32.476	15.183	28.379	23.051	251.3
							12	1'39.669	32.725	15.315	28.442	23.187	250.3
							13	1'49.875 P	33.133	15.711	29.222	31.809	247.2
							14	5'41.154	35.988	17.317	30.601	22.866	218.5
							15	1'39.801	32.737	15.320	28.741	23.003	248.2
							16	1'43.268	33.856	16.072	28.313	25.027	229.6
							17	1'38.470	32.233	14.959	28.461	22.817	254.4
29th	43	Xavier ARTIGAS KLINT Forward Factor SPA				Runs=4 Total laps=15 Full laps=10 Valid laps=7							
Fastest Lap: Fermin ALDEGUER Folladore SpeedUp SPA 1'35.912 31.610 14.685 27.637 21.980													

These data/results cannot be reproduced, stored and/or transmitted in whole or in part by any manner of electronic, mechanical, photocopying, recording, broadcasting or otherwise now known or herein after developed without the previous express consent by the copyright owner, except for reproduction in daily press and regular printed publications on sale to the public within 60 days of the event related to those data/results and always provided that copyright symbol appears together as follows below.
© DORNA, 2024



4542 m.

MOTUL TT ASSEN

Practice Nr. 1

Best Partial Times


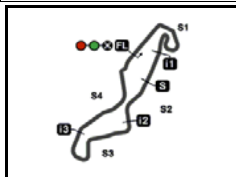
Moto2™

IT Ideal Lap Time, sum of the best partial times*BT* Best Lap Time

<i>T1</i>		<i>T2</i>		<i>T3</i>		<i>T4</i>				<i>IT</i>	<i>BT</i>	
<i>Pos</i>	<i>Rider</i>	<i>Time</i>	<i>Rider</i>	<i>Time</i>	<i>Rider</i>	<i>Time</i>	<i>Rider</i>	<i>Time</i>	<i>Pos</i>	<i>Rider</i>	<i>IT</i>	<i>BT</i>
1	T.ARBOLINO	31.485	A.LOPEZ	14.590	F.ALDEGUER	27.527	F.ALDEGUER	21.841	1	F.ALDEGUER	1'35.547	1'35.912 (1)
2	F.ALDEGUER	31.494	T.ARBOLINO	14.636	S.CHANTRA	27.702	T.ARBOLINO	22.007	2	A.OGURA	1'35.943	1'35.984 (2)
3	A.OGURA	31.524	A.OGURA	14.637	J.ROBERTS	27.748	A.OGURA	22.017	3	T.ARBOLINO	1'35.954	1'36.282 (5)
4	A.LOPEZ	31.534	S.GARCIA	14.652	S.GARCIA	27.762	S.GARCIA	22.068	4	S.GARCIA	1'36.018	1'36.195 (4)
5	S.GARCIA	31.536	A.CANET	14.678	A.OGURA	27.765	J.ROBERTS	22.073	5	A.LOPEZ	1'36.060	1'36.383 (7)
6	A.CANET	31.558	F.ALDEGUER	14.685	M.GONZALEZ	27.795	A.LOPEZ	22.127	6	J.ROBERTS	1'36.183	1'36.183 (3)
7	J.ROBERTS	31.622	M.RAMIREZ	14.697	A.LOPEZ	27.809	A.CANET	22.138	7	A.CANET	1'36.192	1'36.286 (6)
8	A.ARENAS	31.694	M.GONZALEZ	14.706	D.MUÑOZ	27.811	A.ARENAS	22.153	8	S.CHANTRA	1'36.369	1'36.550 (9)
9	B.BENDSNEYDE	31.703	D.MOREIRA	14.719	A.CANET	27.818	M.GONZALEZ	22.181	9	M.GONZALEZ	1'36.386	1'36.547 (8)
10	M.GONZALEZ	31.704	D.MUÑOZ	14.730	T.ARBOLINO	27.826	C.VIETTI	22.201	10	A.ARENAS	1'36.445	1'36.605 (10)
11	S.CHANTRA	31.713	J.ALCOBA	14.739	M.RAMIREZ	27.837	S.CHANTRA	22.207	11	M.RAMIREZ	1'36.554	1'36.694 (11)
12	D.FOGGIA	31.719	J.ROBERTS	14.740	B.BENDSNEYDE	27.838	J.DIXON	22.208	12	J.ALCOBA	1'36.670	1'36.789 (15)
13	S.AGIUS	31.735	S.CHANTRA	14.747	A.ARENAS	27.841	M.RAMIREZ	22.255	13	J.DIXON	1'36.683	1'36.773 (13)
14	Z.VD GOORBER	31.743	A.ARENAS	14.757	J.ALCOBA	27.848	B.BALTUS	22.258	14	D.FOGGIA	1'36.710	1'36.833 (16)
15	B.BALTUS	31.761	D.BINDER	14.772	Z.VD GOORBER	27.857	J.ALCOBA	22.263	15	B.BENDSNEYD	1'36.751	1'36.751 (12)
16	J.DIXON	31.761	A.SASAKI	14.784	J.DIXON	27.909	D.FOGGIA	22.264	16	C.VIETTI	1'36.763	1'36.936 (18)
17	M.RAMIREZ	31.765	D.FOGGIA	14.792	D.FOGGIA	27.935	S.AGIUS	22.319	17	Z.VD GOORBE	1'36.779	1'36.779 (14)
18	C.VIETTI	31.774	J.DIXON	14.805	S.AGIUS	27.940	B.BENDSNEYDE	22.332	18	B.BALTUS	1'36.804	1'36.930 (17)
19	I.GUEVARA	31.818	Z.VD GOORBER	14.823	C.VIETTI	27.948	Z.VD GOORBER	22.356	19	S.AGIUS	1'36.877	1'37.134 (20)
20	D.BINDER	31.819	B.BALTUS	14.826	B.BALTUS	27.959	D.BINDER	22.360	20	D.MOREIRA	1'36.997	1'37.217 (21)
21	J.ALCOBA	31.820	C.VIETTI	14.840	D.MOREIRA	27.984	D.MOREIRA	22.406	21	D.BINDER	1'37.031	1'37.226 (22)
22	D.MOREIRA	31.888	J.MASIA	14.860	I.GUEVARA	28.004	J.MASIA	22.487	22	D.MUÑOZ	1'37.039	1'37.132 (19)
23	J.MASIA	31.962	I.GUEVARA	14.874	D.BINDER	28.080	A.SASAKI	22.506	23	I.GUEVARA	1'37.243	1'37.330 (23)
24	D.MUÑOZ	31.965	B.BENDSNEYDE	14.878	A.SASAKI	28.090	D.MUÑOZ	22.533	24	A.SASAKI	1'37.502	1'37.789 (24)

These data/results cannot be reproduced, stored and/or transmitted in whole or in part by any manner of electronic, mechanical, photocopying, recording, broadcasting or otherwise now known or herein after developed without the previous express consent by the copyright owner, except for reproduction in daily press and regular printed publications on sale to the public within 60 days of the event related to those data/results and always provided that copyright symbol appears together as follows below.
© DORNA, 2024

TT Circuit Assen

Results and timing service provided by  TISSOT

4542 m.

MOTUL TT ASSEN

Practice Nr. 1

Best Partial Times

Moto2™

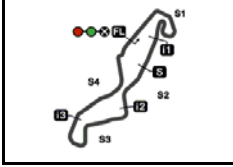
IT Ideal Lap Time, sum of the best partial times*BT* Best Lap Time

<i>T1</i>		<i>T2</i>		<i>T3</i>		<i>T4</i>				<i>IT</i>	<i>BT</i>	
<i>Pos</i>	<i>Rider</i>	<i>Time</i>	<i>Rider</i>	<i>Time</i>	<i>Rider</i>	<i>Time</i>	<i>Rider</i>	<i>Time</i>	<i>Pos</i>	<i>Rider</i>		
25	M.SCHROTTER	31.982	S.AGIUS	14.883	X.CARDELUS	28.140	I.GUEVARA	22.547	25	J.MASIA	1'37.523	1'37.845 (25)
26	X.CARDELUS	32.007	M.SCHROTTER	14.886	M.AJI	28.174	M.SCHROTTER	22.578	26	M.SCHROTTE	1'37.645	1'37.918 (27)
27	A.SASAKI	32.122	M.AJI	14.959	M.SCHROTTER	28.199	A.ESCRIG	22.646	27	X.CARDELUS	1'37.859	1'37.893 (26)
28	M.AJI	32.233	X.CARDELUS	14.973	J.MASIA	28.214	M.AJI	22.713	28	M.AJI	1'38.079	1'38.432 (28)
29	X.ARTIGAS	32.368	A.ESCRIG	15.083	X.ARTIGAS	28.396	X.CARDELUS	22.739	29	A.ESCRIG	1'38.702	1'39.106 (30)
30	A.ESCRIG	32.450	X.ARTIGAS	15.217	A.ESCRIG	28.523	X.ARTIGAS	22.822	30	X.ARTIGAS	1'38.803	1'39.104 (29)
31	F.SALAC		F.SALAC		F.SALAC		F.SALAC		-1	F.SALAC		(-1)

These data/results cannot be reproduced, stored and/or transmitted in whole or in part by any manner of electronic, mechanical, photocopying, recording, broadcasting or otherwise now known or herein after developed without the previous express consent by the copyright owner, except for reproduction in daily press and regular printed publications on sale to the public within 60 days of the event related to those data/results and always provided that copyright symbol appears together as follows below.

© DORNA, 2024

Official MotoGP Timing by **TISSOT**
www.motogp.com




4542 m.

MOTUL TT ASSEN

Practice Nr. 1

Fastest Laps Sequence

<i>Practice Time</i>	 <i>Rider</i>	<i>Nation</i>	<i>Motorcycle</i>	<i>Time</i>	<i>Km/h</i>	<i>Rider's Lap</i>
13'17.419	21 Alonso LOPEZ	SPA	BOSCOSCURO	1'36.822	168.8	4
15'20.170	35 Somkiat CHANTRA	THA	KALEX	1'36.550	169.3	5
17'13.891	3 Sergio GARCIA	SPA	BOSCOSCURO	1'36.549	169.3	5
18'50.341	3 Sergio GARCIA	SPA	BOSCOSCURO	1'36.450	169.5	6
20'36.759	79 Ai OGURA	JPN	BOSCOSCURO	1'36.378	169.6	7
25'16.289	3 Sergio GARCIA	SPA	BOSCOSCURO	1'36.195	169.9	10
30'34.067	16 Joe ROBERTS	USA	KALEX	1'36.183	170.0	11
44'30.875	79 Ai OGURA	JPN	BOSCOSCURO	1'36.028	170.2	16
45'13.659	54 Fermin ALDEGUER	SPA	BOSCOSCURO	1'35.912	170.4	18

These data/results cannot be reproduced, stored and/or transmitted in whole or in part by any manner of electronic, mechanical, photocopying, recording, broadcasting or otherwise now known or herein after developed without the previous express consent by the copyright owner, except for reproduction in daily press and regular printed publications on sale to the public within 60 days of the event related to those data/results and always provided that copyright symbol appears together as follows below.

© DORNA, 2024