

5245 m.

GRAN PREMIO D'ITALIA BREMBO

Practice Nr. 1

Classification

6

	Rider	Nation	Team	Motorcycle	Time	Lap	Total	Gap	Top Speed
1	35 Somkiat CHANTRA	THA	IDEMITSU Honda Team Asia	KALEX	1'50.841	10	15		296.7
2	16 Joe ROBERTS	USA	OnlyFans American Racing Team	KALEX	1'50.852	12	17	0.011 0.011	298.3
3	54 Fermin ALDEGUER	SPA	MB Conveyors SpeedUp	BOSCOSCURO	1'50.916	11	16	0.075 0.064	298.3
4	21 Alonso LOPEZ	SPA	MB Conveyors SpeedUp	BOSCOSCURO	1'50.928	14	18	0.087 0.012	297.5
5	44 Aron CANET	SPA	Fantic Racing	KALEX	1'50.977	18	19	0.136 0.049	297.5
6	7 Barry BALTUS	BEL	RW-Idrofoglia Racing GP	KALEX	1'51.056	13	18	0.215 0.079	298.3
7	12 Filip SALAC	CZE	Elf Marc VDS Racing Team	KALEX	1'51.064	12	16	0.223 0.008	303.3
8	3 Sergio GARCIA	SPA	MT Helmets - MSI	BOSCOSCURO	1'51.119	4	17	0.278 0.055	299.1
9	14 Tony ARBOLINO	ITA	Elf Marc VDS Racing Team	KALEX	1'51.248	11	16	0.407 0.129	300.8
10	18 Manuel GONZALEZ	SPA	QJMOTOR Gresini Moto2	KALEX	1'51.375	14	16	0.534 0.127	300.8
11	13 Celestino VIETTI	ITA	Red Bull KTM Ajo	KALEX	1'51.426	13	17	0.585 0.051	300.0
12	79 Ai OGURA	JPN	MT Helmets - MSI	BOSCOSCURO	1'51.440	11	17	0.599 0.014	300.8
13	24 Marcos RAMIREZ	SPA	OnlyFans American Racing Team	KALEX	1'51.458	13	18	0.617 0.018	300.8
14	53 Deniz ÖNCÜ	TUR	Red Bull KTM Ajo	KALEX	1'51.515	12	16	0.674 0.057	301.6
15	28 Izan GUEVARA	SPA	CFMOTO Inde Aspar Team	KALEX	1'51.558	14	18	0.717 0.043	300.8
16	15 Darryn BINDER	RSA	Liqui Moly Husqvarna Intact GP	KALEX	1'51.636	13	18	0.795 0.078	306.8
17	84 Zonta VD GOORBERGH	NED	RW-Idrofoglia Racing GP	KALEX	1'51.787	11	16	0.946 0.151	299.1
18	10 Diogo MOREIRA	BRA	Italtrans Racing Team	KALEX	1'51.826	10	14	0.985 0.039	303.3
19	19 Mattia PASINI	ITA	Team Ciatti Boscoscuro	BOSCOSCURO	1'51.839	12	15	0.998 0.013	300.8
20	71 Dennis FOGGIA	ITA	Italtrans Racing Team	KALEX	1'51.846	12	17	1.005 0.007	302.5
21	52 Jeremy ALCOBA	SPA	Yamaha VR46 Master Camp Team	KALEX	1'51.861	13	17	1.020 0.015	296.7
22	17 Daniel MUÑOZ	SPA	Pertamina Mandalika GAS UP Tea	KALEX	1'52.091	8	17	1.250 0.230	297.5
23	75 Albert ARENAS	SPA	QJMOTOR Gresini Moto2	KALEX	1'52.199	14	16	1.358 0.108	299.1
24	22 Ayumu SASAKI	JPN	Yamaha VR46 Master Camp Team	KALEX	1'52.315	11	13	1.474 0.116	303.3
25	96 Jake DIXON	GBR	CFMOTO Inde Aspar Team	KALEX	1'52.611	12	15	1.770 0.296	298.3
26	5 Jaume MASIA	SPA	Pertamina Mandalika GAS UP Tea	KALEX	1'52.622	11	15	1.781 0.011	298.3
27	81 Senna AGIUS	AUS	Liqui Moly Husqvarna Intact GP	KALEX	1'52.652	8	16	1.811 0.030	301.6
28	11 Alex ESCRIG	SPA	KLINT Forward Factory Team	FORWARD	1'52.922	11	15	2.081 0.270	296.7
29	20 Xavi CARDELUS	AND	Fantic Racing	KALEX	1'53.064	3	14	2.223 0.142	300.0
30	34 Mario AJI	INA	IDEMITSU Honda Team Asia	KALEX	1'53.073	3	13	2.232 0.009	302.5
31	43 Xavier ARTIGAS	SPA	KLINT Forward Factory Team	FORWARD	1'54.437	3	19	3.596 1.364	293.4

Practice condition: Dry

Air: 20°

Humidity: 54%

Ground: 33°

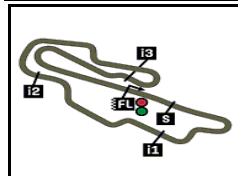
Fastest Lap:	Lap: 10	Somkiat CHANTRA	1'50.841	170.3 Km/h
Best Race Lap:	2021	Sam LOWES	1'51.208	169.7 Km/h
All-Time Lap Record:	2023	Pedro ACOSTA	1'50.514	170.8 Km/h

The results are provisional until the end of the limit for protest and appeals.

Time limit for protest expires 60' after publication of the results - Time:

These data/results cannot be reproduced, stored and/or transmitted in whole or in part by any manner of electronic, mechanical, photocopying, recording, broadcasting or otherwise now known or herein after developed without the previous express consent by the copyright owner, except for reproduction in daily press and regular printed publications on sale to the public within 60 days of the event related to those data/results and always provided that copyright symbol appears together as follows below.

© DORNA, 2024



5245 m.

GRAN PREMIO D'ITALIA BREMBO

Practice Nr. 1

Top Speed & Average

8



Rider	Nation	Motorcycle	Top 5 speeds					Average	Top
15 Darryn BINDER	RSA	KALEX	306.8	305.9	302.5	301.6	300.8	303.5	306.8
10 Diogo MOREIRA	BRA	KALEX	303.3	303.3	302.5	302.5	302.5	302.8	303.3
12 Filip SALAC	CZE	KALEX	303.3	300.8	296.7	295.8	295.0	297.1	303.3
22 Ayumu SASAKI	JPN	KALEX	303.3	302.5	302.5	302.5	301.6	302.2	303.3
34 Mario AJI	INA	KALEX	302.5	301.6	301.6	297.5	296.7	300.0	302.5
71 Dennis FOGGIA	ITA	KALEX	302.5	302.5	302.5	301.6	300.8	301.6	302.5
53 Deniz ÖNCÜ	TUR	KALEX	301.6	300.8	300.8	300.0	300.0	300.6	301.6
81 Senna AGIUS	AUS	KALEX	301.6	300.8	300.0	298.3	297.5	299.3	301.6
14 Tony ARBOLINO	ITA	KALEX	300.8	298.3	297.5	297.5	296.7	297.9	300.8
18 Manuel GONZALEZ	SPA	KALEX	300.8	300.0	298.3	298.3	298.3	299.1	300.8
19 Mattia PASINI	ITA	BOSCOSCURO	300.8	300.0	300.0	300.0	300.0	300.2	300.8
24 Marcos RAMIREZ	SPA	KALEX	300.8	300.0	299.1	299.1	299.1	299.6	300.8
28 Izan GUEVARA	SPA	KALEX	300.8	298.3	298.3	297.5	297.5	298.2	300.8
79 Ai OGURA	JPN	BOSCOSCURO	300.8	300.0	299.1	298.3	298.3	299.3	300.8
13 Celestino VIETTI	ITA	KALEX	300.0	300.0	299.1	299.1	298.3	299.1	300.0
20 Xavi CARDELUS	AND	KALEX	300.0	300.0	298.3	298.3	298.3	299.0	300.0
3 Sergio GARCIA	SPA	BOSCOSCURO	299.1	297.5	296.7	296.7	295.8	296.7	299.1
75 Albert ARENAS	SPA	KALEX	299.1	297.5	297.5	297.5	297.5	297.8	299.1
84 Zonta VD GOORBERGH	NED	KALEX	299.1	298.3	297.5	297.5	297.5	298.0	299.1
5 Jaume MASIA	SPA	KALEX	298.3	298.3	298.3	298.3	297.5	298.0	298.3
7 Barry BALTUS	BEL	KALEX	298.3	295.0	295.0	294.2	294.2	295.2	298.3
16 Joe ROBERTS	USA	KALEX	298.3	297.5	296.7	296.7	295.8	296.6	298.3
54 Fermin ALDEGUER	SPA	BOSCOSCURO	298.3	298.3	297.5	297.5	296.7	297.4	298.3
96 Jake DIXON	GBR	KALEX	298.3	297.5	296.7	296.7	295.8	296.7	298.3
17 Daniel MUÑOZ	SPA	KALEX	297.5	296.7	295.8	295.8	295.8	296.2	297.5
21 Alonso LOPEZ	SPA	BOSCOSCURO	297.5	297.5	297.5	296.7	295.8	297.0	297.5
44 Aron CANET	SPA	KALEX	297.5	297.5	295.8	295.0	295.0	295.8	297.5
11 Alex ESCRIG	SPA	FORWARD	296.7	294.2	294.2	294.2	292.6	293.6	296.7
35 Somkiat CHANTRA	THA	KALEX	296.7	296.7	296.7	295.0	295.0	295.9	296.7
52 Jeremy ALCOBA	SPA	KALEX	296.7	295.8	295.0	295.0	295.0	295.5	296.7
43 Xavier ARTIGAS	SPA	FORWARD	293.4	291.8	291.8	291.8	291.8	292.0	293.4

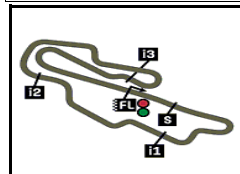
These data/results cannot be reproduced, stored and/or transmitted in whole or in part by any manner of electronic, mechanical, photocopying, recording, broadcasting or otherwise now known or herein after developed without the previous express consent by the copyright owner, except for reproduction in daily press and regular printed publications on sale to the public within 60 days of the event related to those data/results and always provided that copyright symbol appears together as follows below.

© DORNA, 2024

Official MotoGP Timing by TISSOT
www.motogp.com



Mugello, Friday, May 31, 2024



5245 m.

GRAN PREMIO D'ITALIA BREMBO

Practice Nr. 1

Chronological Analysis of Performances

9

* Lap / Sector time cancelled T1 Time from finish line to 1st intermediate T3 Time from 2nd intermed. to 3rd intermed.
P Crossing the finish line in pit lane T2 Time from 1st intermed. to 2nd intermed. T4 Time from 3rd intermediate to finish line

Lap	Lap Time	T1	T2	T3	T4	Speed	Lap	Lap Time	T1	T2	T3	T4	Speed
1st 35 Somkiat CHANTRA IDEMITSU Honda Tea THA							7	1'51.655	26.331	23.356	36.106	25.862	295.0
Runs=2 Total laps=15 Full laps=12 Valid laps=11							8	1'55.866 P	26.432	23.438	39.171	26.825	296.7
1	2'22.764	30.421	23.946	36.370	26.334	198.5	9	1'59.679	32.503	24.360	36.696	26.120	198.8
2	1'51.206	26.211	23.461	<u>35.667</u>	25.867	294.2	10	1'51.118	26.291	23.254	<u>35.810</u>	25.763	293.4
3	1'53.389	26.790	24.005	36.396	26.198	<u>296.7</u>	11	<u>1'50.916</u>	<u>26.150</u>	<u>23.207</u>	35.847	<u>25.712</u>	294.2
4	1'52.175	26.395	23.509	36.237	26.034	291.8	12	1'52.733	26.220	23.299	37.224	25.990	295.8
5	1'52.459	26.575	23.656	36.259	25.969	296.7	13	1'51.788	26.336	23.419	36.186	25.847	296.7
6	1'52.241	26.452	23.582	36.204	26.003	295.0	14	1'51.976	26.336	23.441	36.334	25.865	296.7
7	1'51.840	26.326	23.434	36.190	25.890	295.0	15	1'51.447	26.304	23.328	36.001	25.814	<u>298.3</u>
8	1'02.135 P	<u>28.637</u>				<u>289.5</u>	16	1'51.607	26.284	23.367	36.069	25.887	298.3
9	1'57.694	31.680	24.051	36.008	25.955	184.3	4th 21 Alonso LOPEZ MB Conveyors Speed SPA						
10	<u>1'50.841</u>	<u>26.028</u>	<u>23.095</u>	35.899	<u>25.819</u>	296.7	Runs=2 Total laps=18 Full laps=15 Valid laps=14						
11	1'51.658	26.214	23.411	35.987	26.046	292.6	1	2'15.008	30.660	24.188	36.724	26.190	193.2
12	1'52.550	26.451	23.658	36.335	26.106	293.4	2	1'52.254	26.629	23.454	36.286	25.885	292.6
13	1'52.097 *	26.413	23.562	36.040	26.082*	293.4	3	1'52.038	26.506	23.421	36.359	25.752	294.2
14	1'52.113	26.351	23.487	36.278	25.997	295.0	4	1'52.080	26.466	23.560	36.280	25.774	296.7
15	1'57.620	26.456	27.240	37.393	26.531	292.6	5	1'52.213	26.575	23.597	36.240	25.801	<u>297.5</u>
2nd 16 Joe ROBERTS OnlyFans American R USA							6	1'52.185	26.586	23.590	36.233	25.776	295.8
Runs=2 Total laps=17 Full laps=14 Valid laps=13							7	1'52.197	26.410	23.381	36.311	26.095	295.0
1	2'45.364	34.223	24.834	36.860	26.703	173.0	8	1'53.446	26.626	23.800	36.439	26.581	297.5
2	1'52.725	26.660	23.755	36.094	26.216	294.2	9	1'52.121	26.409	23.513	36.326	25.873	294.2
3	1'51.741	26.413	23.450	35.973	25.905	295.8	10	1'52.246	26.440	23.580	36.175	26.051	295.0
4	1'51.621	26.312	23.476	35.903	25.930	295.8	11	1'53.545	26.599	23.829	37.060	26.057	293.4
5	1'53.468	26.337	23.526	37.492	26.113	<u>298.3</u>	12	<u>56.452</u> P	<u>26.875</u>				<u>295.0</u>
6	1'52.212	26.348	23.591	36.225	26.048	293.4	13	2'02.950	35.404	24.607	36.856	26.083	171.4
7	1'52.382	26.473	23.497	36.373	26.039	295.0	14	<u>1'50.928</u>	<u>26.316</u>	23.176	<u>35.859</u>	<u>25.577</u>	291.8
8	57.075 P	<u>26.964</u>				<u>294.2</u>	15	1'51.416 *	26.507	<u>23.168</u>	35.954*	25.787*	293.4
9	2'02.342	34.847	24.675	36.574	26.246	130.9	16	1'52.344	26.662	23.554	36.134	25.994	297.5
10	1'51.039	26.277	23.288	<u>35.683</u>	25.791	292.6	17	1'52.095	26.452	23.515	36.187	25.941	294.2
11	1'50.967	26.139	23.251	35.794	25.783	296.7	18	1'53.533	26.654	24.512	36.407	25.960	295.0
12	<u>1'50.852</u>	<u>26.124</u>	<u>23.228</u>	35.729	<u>25.771</u>	296.7	5th 44 Aron CANET Fantic Racing SPA						
13	1'51.801	26.350	23.414	36.083	25.954	294.2	Runs=2 Total laps=19 Full laps=16 Valid laps=16						
14	1'51.942 *	26.209	23.559	36.207*	25.967*	295.0	1	2'54.038	31.274	23.707	35.990	26.269	184.9
15	1'51.982	26.334	23.605	36.075	25.968	295.8	2	1'51.758	26.467	23.483	35.808	26.000	294.2
16	1'52.067	26.258	23.544	36.198	26.067	297.5	3	1'51.532	<u>26.283</u>	23.335	35.872	26.042	294.2
17	1'51.791	26.379	23.430	36.044	25.938	295.8	4	1'51.684	26.315	23.442	35.839	26.088	294.2
3rd 54 Fermin ALDEGUER MB Conveyors Speed SPA							5	1'52.000	26.413	23.442	36.099	26.046	295.0
Runs=2 Total laps=16 Full laps=13 Valid laps=13							6	1'51.909	26.463	23.440	36.045	25.961	294.2
1	2'03.523	30.506	24.334	37.006	26.311	199.2	7	1'52.261	26.544	23.525	36.205	25.987	294.2
2	1'52.727	26.584	23.570	36.593	25.980	297.5	8	1'52.306	26.500	23.582	36.205	26.019	295.8
3	1'52.204	26.396	23.612	36.288	25.908	297.5	9	1'52.269	26.432	23.630	36.213	25.994	292.6
4	1'51.973	26.473	23.451	36.148	25.901	293.4	10	1'52.788	26.476	23.656	36.438	26.218	294.2
5	1'51.984	26.385	23.480	36.161	25.958	293.4	11	1'52.425	26.564	23.654	36.210	25.997	295.0
6	2'00.218	32.011	24.667	37.195	26.345	293.4	12	1'52.662	26.629	23.655	36.278	26.100	295.0

Fastest Lap: Somkiat CHANTRA IDEMITSU Honda Tea THA **1'50.841** 26.028 23.095 35.899 25.819

These data/results cannot be reproduced, stored and/or transmitted in whole or in part by any manner of electronic, mechanical, photocopying, recording, broadcasting or otherwise now known or herein after developed without the previous express consent by the copyright owner, except for reproduction in daily press and regular printed publications on sale to the public within 60 days of the event related to those data/results and always provided that copyright symbol appears together as follows below.
© DORNA, 2024

Practice Nr. 1

Moto2

Lap	Lap Time	T1	T2	T3	T4	Speed	Lap	Lap Time	T1	T2	T3	T4	Speed
13	1'52.456	26.591	23.642	36.204	26.019	294.2	7	1'52.032	26.436	23.411	36.259	25.926	295.8
14	1'52.661	26.611	23.701	36.301	26.048	293.4	8	1'52.089	26.361	23.352	36.388	25.988	297.5
15	1'52.737	26.644	23.561	36.493	26.039	295.0	9	1'52.169	26.490	23.486	36.225	25.968	293.4
16	1'02.982 P	30.115				289.5	10	1'00.736 P	26.497				296.7
17	2'03.508	32.670	23.522	37.322	29.994	116.3	11	1'57.979	31.922	23.713	36.350	25.994	151.4
18	1'50.977	26.300	23.192	35.655	25.830	297.5	12	1'51.481	26.181	23.598	35.860	25.842	294.2
19	1'51.144	26.291	23.231	35.907	25.715	297.5	13	1'56.469	30.030	23.971	36.621	25.847	295.0
6th 7 Barry BALTUS RW-Idrofoglia Racing BEL Runs=2 Total laps=18 Full laps=15 Valid laps=15							14 1'51.678 * 26.408 23.296 36.052* 25.922* 292.6						
1	2'01.585	29.879	24.407	36.557	26.797	200.3	15	1'53.349	26.869	23.540	36.530	26.410	296.7
2	1'53.458	26.815	24.006	36.279	26.358	288.7	16	1'51.420	26.353	23.293	35.960	25.814	291.8
3	1'53.380	26.727	23.800	36.462	26.391	288.0	17	1'52.143	26.419	23.709	36.173	25.842	295.0
4	1'52.309	26.656	23.615	36.156	25.882	288.0	9th 14 Tony ARBOLINO Elf Marc VDS Racing ITA Runs=2 Total laps=16 Full laps=13 Valid laps=13						
5	1'52.179	26.406	23.576	36.268	25.929	294.2	1	2'06.900	30.600	24.314	39.839	26.351	196.7
6	1'53.294	26.822	23.772	36.449	26.251	292.6	2	1'53.185	26.860	23.910	36.362	26.053	300.8
7	1'53.137	26.733	23.777	36.395	26.232	288.0	3	1'52.156	26.479	23.484	36.251	25.942	295.8
8	1'53.620	26.817	23.937	36.486	26.380	289.5	4	1'52.461	26.358	23.722	36.358	26.023	297.5
9	1'53.684	26.850	23.814	36.769	26.251	286.4	5	1'52.163	26.488	23.530	36.179	25.966	297.5
10	58.619 P	28.370				288.0	6	1'53.093	26.528	23.904	36.609	26.052	298.3
11	2'20.902	34.263	25.369	49.511	31.759	137.4	7	1'52.559	26.659	23.665	36.254	25.981	295.0
12	1'51.754	26.589	23.404	35.947	25.814	295.0	8	58.788 P	27.355				296.7
13	1'51.056	26.189	23.210	35.823	25.834	298.3	9	2'10.771	39.214	24.341	38.532	28.684	128.5
14	1'51.754	26.231	23.376	35.985	26.162	294.2	10	1'51.827	26.398	23.474	35.873	26.082	292.6
15	1'54.024	26.370	23.564	37.761	26.329	294.2	11	1'51.248	26.323	23.280	35.835	25.810	294.2
16	1'53.504	26.544	23.993	36.627	26.340	295.0	12	1'51.600	26.290	23.391	36.006	25.913	293.4
17	1'53.643	26.773	23.839	36.653	26.378	290.3	13	1'51.697	26.262	23.378	35.991	26.066	295.0
18	1'53.624	26.793	23.936	36.596	26.299	289.5	14	2'01.641	26.515	30.093	38.983	26.050	295.8
7th 12 Filip SALAC Elf Marc VDS Racing CZE Runs=3 Total laps=16 Full laps=11 Valid laps=9							15 1'52.020 26.438 23.431 36.246 25.905 296.7						
1	2'41.021	33.072	25.048	37.420	26.810	175.8	16	1'52.061	26.462	23.591	36.091	25.917	295.0
2	1'52.459	26.507	23.796	36.126	26.030	291.8	10th 18 Manuel GONZALEZ QJMOTOR Gresini Mo SPA Runs=2 Total laps=16 Full laps=13 Valid laps=12						
3	1'52.335	26.373	23.602	36.217	26.143	293.4	1	2'09.353	30.205	24.042	37.371	26.097	200.7
4	1'52.961	26.423	23.878	36.350	26.310	292.6	2	1'52.482	26.656	23.820	36.208	25.798	300.8
5	2'02.764	28.732	24.529	39.493	30.010	293.4	3	1'53.090	26.704	23.743	36.381	26.262	300.0
6	55.714 P	26.582				295.8	4	1'52.247	26.607	23.572	36.223	25.845	298.3
7	1'58.575	31.285	24.090	36.915	26.285	197.0	5	1'52.820	26.524	23.860	36.420	26.016	297.5
8	1'53.132 *	26.566	23.861	36.514	26.191*	295.0	6	1'52.904	26.723	23.550	36.544	26.087	295.0
9	1'53.616	26.661	23.960	36.802	26.193	295.0	7	1'51.972	26.444	23.478	36.224	25.826	298.3
10	55.997 P	26.649				295.0	8	1'58.664	26.499	23.612	38.579	29.974	298.3
11	2'09.928	35.891	24.738	38.915	30.384		9	1'52.924	26.757	23.663	36.571	25.933	296.7
12	1'51.064	26.188	23.426	35.692	25.758	296.7	10	1'52.552	26.583	23.647	36.347	25.975	295.8
13	1'51.426 *	26.037	23.435	35.985	25.969*	303.3	11	55.489 P	26.564				294.2
14	1'57.774	29.803	24.752	36.973	26.246	300.8	12	2'02.484	32.474	25.413	37.759	26.838	193.8
15	1'52.566	26.378	23.685	36.373	26.130	294.2	13	1'51.549 *	26.401	23.421	35.847*	25.880*	290.3
16	1'52.314	26.356	23.693	36.197	26.068	295.0	14	1'51.375	26.248	23.423	35.944	25.760	294.2
8th 3 Sergio GARCIA MT Helmets - MSI SPA Runs=2 Total laps=17 Full laps=14 Valid laps=13							15 1'51.859 26.389 23.517 36.109 25.844 295.0						
1	2'47.952	30.933	23.940	36.657	26.064	188.8	16	1'51.787	26.408	23.430	36.125	25.824	296.7
2	1'51.275	26.361	23.338	35.845	25.731	295.8	11th 13 Celestino VIETTI Red Bull KTM Ajo ITA Runs=2 Total laps=17 Full laps=14 Valid laps=13						
3	1'51.312	26.306	23.404	35.853	25.749	295.8	1	2'05.508	31.116	24.794	36.880	26.259	190.4
4	1'51.119	26.297	23.221	35.889	25.712	295.0	2	1'53.007	26.609	23.916	36.376	26.106	298.3
5	2'02.207	26.377	23.406	44.284	28.140	299.1	3	1'52.309	26.497	23.623	36.185	26.004	300.0
6	1'52.035	26.510	23.390	36.209	25.926	295.8	4	1'52.574	26.584	23.788	36.215	25.987	297.5

Fastest Lap: Somkiat CHANTRA IDEMITSU Honda Tea THA **1'50.841** 26.028 23.095 35.899 25.819

These data/results cannot be reproduced, stored and/or transmitted in whole or in part by any manner of electronic, mechanical, photocopying, recording, broadcasting or otherwise now known or herein after developed without the previous express consent by the copyright owner, except for reproduction in daily press and regular printed publications on sale to the public within 60 days of the event related to those data/results and always provided that copyright symbol appears together as follows below.
© DORNA, 2024

Practice Nr. 1

Moto2

Lap	Lap Time	T1	T2	T3	T4	Speed	Lap	Lap Time	T1	T2	T3	T4	Speed
5	1'52.543 *	26.523	23.759	36.238	26.023*	300.0	14th	53	Deniz ÖNCÜ	Red Bull KTM Ajo			TUR
6	1'52.738	26.522	23.618	36.210	26.388	299.1	Runs=2	Total laps=16	Full laps=13			Valid laps=10	
7	1'53.127	26.624	23.924	36.388	26.191	295.8	1	2'06.736	30.933	24.615	37.461	26.544	200.3
8	1'56.374	29.365	23.668	37.062	26.279	296.7	2	1'54.389 *	26.975	24.285*	36.886	26.243	299.1
9	1'52.765	26.597	23.685	36.349	26.134	294.2	3	1'53.622	26.940	23.835	36.595	26.252	299.1
10	1'05.425 P	35.246				295.8	4	1'53.543 *	26.842	23.997*	36.588	26.116	296.7
11	2'01.043	33.138	24.465	36.994	26.446	162.6	5	1'52.682	26.546	23.672	36.336	26.128	300.0
12	1'51.487	26.330	23.394	35.857	25.906	295.8	6	1'53.456	26.819	23.837	36.657	26.143	299.1
13	1'51.426	26.243	23.421	35.858	25.904	295.8	7	1'53.417	26.611	23.758	36.858	26.190	299.1
14	1'51.593	26.243	23.518	35.893	25.939	299.1	8	1'53.707	26.679	23.999	36.637	26.392	298.3
15	1'58.474	26.326	28.237	37.584	26.327	297.5	9	57.559 P	27.034				301.6
16	1'56.753	26.330	23.567	39.622	27.234	297.5	10	2'00.312	32.685	24.265	36.759	26.603	172.8
17	1'51.835	26.311	23.574	35.992	25.958	298.3	11	1'51.711	26.406	23.491	35.989	25.825	298.3
12th	79	Ai OGURA	MT Helmets - MSI			JPN	12	1'51.515	26.369	23.332	36.035	25.779	299.1
1	3'14.369	41.029	24.647	37.160	26.553	195.6	13	1'51.635	26.323	23.348	36.174	25.790	300.8
2	1'53.442	26.660	23.799	36.793	26.190	295.0	14	1'58.414	26.465	23.921	41.429	26.599	300.8
3	1'52.714	26.559	23.643	36.485	26.027	295.8	15	1'52.870 *	26.343	23.472	36.384	26.671*	300.0
4	1'52.836	26.610	23.682	36.464	26.080	295.0	16	1'52.314	26.467	23.452	36.356	26.039	298.3
5	1'52.790	26.581	23.672	36.504	26.033	295.0	15th	28	Izan GUEVARA	CFMOTO Inde Aspar			SPA
6	1'53.795	26.959	23.854	36.784	26.198	295.0	Runs=2	Total laps=18	Full laps=15			Valid laps=14	
7	1'52.392	26.570	23.602	36.309	25.911	296.7	1	2'28.315	30.359	24.033	36.738	26.545	197.0
8	1'00.133 P	26.688				295.8	2	1'53.057	26.731	23.819	36.409	26.098	296.7
9	1'59.796	32.257	24.421	36.886	26.232	181.5	3	1'53.769	27.305	23.766	36.522	26.176	297.5
10	1'51.633	26.488	23.405	35.952	25.788	294.2	4	1'53.308	26.658	23.750	36.661	26.239	295.8
11	1'51.440	26.292	23.366	36.105	25.677	296.7	5	1'53.679	26.701	23.836	36.889	26.253	298.3
12	1'52.254	26.320	23.284	36.621	26.029	296.7	6	1'53.192	26.601	23.762	36.672	26.157	296.7
13	1'51.897	26.373	23.460	36.250	25.814	298.3	7	1'53.456	26.548	23.818	36.811	26.279	296.7
14	1'52.236	26.476	23.548	36.374	25.838	299.1	8	1'53.362	26.640	23.821	36.601	26.300	297.5
15	1'52.305	26.462	23.541	36.419	25.883	300.8	9	1'53.397	26.669	23.826	36.676	26.226	294.2
16	1'52.443	26.522	23.653	36.405	25.863	300.0	10	55.918 P	26.809				295.0
17	1'57.411	27.043	23.753	39.546	27.069	298.3	11	1'55.478	29.537	23.744	36.189	26.008	202.6
13th	24	Marcos RAMIREZ	OnlyFans American R			SPA	12	1'52.566	26.842	23.605	36.122	25.997	296.7
1	2'02.895	31.643	25.066	37.549	26.442	184.6	13	1'51.946 *	26.304	23.542*	36.157	25.943	297.5
2	1'52.933	26.671	23.874	36.291	26.097	300.8	14	1'51.558	26.273	23.368	36.082	25.835	297.5
3	1'52.639	26.436	23.810	36.200	26.193	298.3	15	1'51.873	26.303	23.446	36.183	25.941	300.8
4	1'52.592	26.746	23.560	36.342	25.944	293.4	16	1'59.690	26.358	23.643	42.648	27.041	298.3
5	1'51.953	26.439	23.466	36.218	25.830	300.0	17	1'57.134	28.912	24.714	37.114	26.394	296.7
6	1'57.569	29.065	25.830	36.618	26.056	299.1	18	1'53.186	26.593	23.845	36.488	26.260	294.2
7	1'52.668	26.545	23.698	36.394	26.031	297.5	16th	15	Darryn BINDER	Liqui Moly Husqvarna			RSA
8	1'59.705	26.561	30.197	36.706	26.241	299.1	Runs=2	Total laps=18	Full laps=15			Valid laps=14	
9	1'52.692	26.583	23.636	36.313	26.160	297.5	1	2'09.116	30.721	24.588	37.333	26.369	200.3
10	59.627 P	29.020				295.8	2	1'53.378	26.814	24.074	36.454	26.036	300.0
11	1'57.484	30.808	23.938	36.543	26.195	193.2	3	1'53.134	26.545	23.829	36.664	26.096	301.6
12	1'52.060	26.513	23.396	36.165	25.986	295.8	4	1'52.778	26.425	23.816	36.523	26.014	302.5
13	1'51.458	26.319	23.285	35.956	25.898	296.7	5	1'58.785	31.092	24.151	37.137	26.405	305.9
14	1'51.545	26.326	23.333	36.060	25.826	294.2	6	2'01.372	26.749	31.315	37.118	26.190	300.0
15	1'56.900 *	27.484	23.942	39.273*	26.201*	296.7	7	1'54.263	26.719	24.040	37.151	26.353	300.0
16	1'51.967	26.432	23.409	36.141	25.985	297.5	8	1'54.038	26.786	23.941	36.988	26.323	297.5
17	1'52.069	26.387	23.487	36.215	25.980	299.1	9	1'54.166	26.814	24.031	36.978	26.343	295.8
18	2'05.253	26.496	28.849	40.059	29.849	295.0	10	1'54.598	26.779	24.080	37.307	26.432	295.8
							11	57.875 P	27.624				296.7
							12	2'02.684	34.081	24.466	37.628	26.509	150.6
							13	1'51.636	26.458	23.479	35.930	25.769	298.3
							14	1'51.988	26.341	23.393	36.276	25.978	299.1

Fastest Lap: Somkiat CHANTRA IDEMITSU Honda Tea THA **1'50.841** 26.028 23.095 35.899 25.819

These data/results cannot be reproduced, stored and/or transmitted in whole or in part by any manner of electronic, mechanical, photocopying, recording, broadcasting or otherwise now known or herein after developed without the previous express consent by the copyright owner, except for reproduction in daily press and regular printed publications on sale to the public within 60 days of the event related to those data/results and always provided that copyright symbol appears together as follows below.
© DORNA, 2024

Practice Nr. 1

Moto2

Lap	Lap Time	T1	T2	T3	T4	Speed	Lap	Lap Time	T1	T2	T3	T4	Speed
15	1'52.753	26.427	23.657	36.586	26.083	300.8	14	1'52.374	26.519	23.366	36.167	26.322	299.1
16	1'56.578 *	26.547	24.051*	39.454	26.526	299.1	15	1'56.063	28.075	24.006	37.142	26.840	281.2
17	1'53.482	26.627	23.692	37.018	26.145	306.8	20th 71 Dennis FOGGIA Italtrans Racing Team ITA						
18	1'53.421	26.594	23.663	36.940	26.224	300.0	Runs=2 Total laps=17 Full laps=14 Valid laps=13						
17th 84 Zonta VD GOORBE RW-Idrofoglia Racing NED							1 2'07.268 30.362 24.367 38.810 26.448 197.0						
Runs=2 Total laps=16 Full laps=13 Valid laps=11							2 1'53.987 26.878 24.023 36.871 26.215 300.0						
1	2'07.418	30.199	24.672	38.152	26.365	205.3	3	1'54.346	27.677	23.765	36.677	26.227	301.6
2	1'55.356	26.926	24.116	38.292	26.022	297.5	4	1'53.643 *	26.996	23.820*	36.674	26.153	300.8
3	1'57.113	26.735	23.747	38.604	28.027	299.1	5	1'52.979	26.728	23.644	36.467	26.140	302.5
4	1'52.450	26.517	23.698	36.319	25.916	295.8	6	1'52.789	26.652	23.602	36.373	26.162	300.0
5	1'54.056 *	26.570	23.939	37.442	26.105*	297.5	7	1'53.334	26.656	23.609	36.961	26.108	300.8
6	1'58.125	28.874	25.220	36.467	27.564	295.0	8	1'53.783	26.718	23.846	36.727	26.492	302.5
7	1'52.216	26.428	23.571	36.285	25.932	298.3	9	58.220 P	28.471				295.8
8	57.358 P	28.583				295.8	10	2'10.750	39.131	24.436	38.497	28.686	126.3
9	1'57.359	30.444	24.080	36.630	26.205	187.1	11	1'51.919	26.538	23.454	36.059	25.868	295.8
10	1'53.156	26.848	23.657	36.691	25.960	293.4	12	1'51.846	26.448	23.403	36.042	25.953	299.1
11	1'51.787	26.290	23.498	36.156	25.843	297.5	13	1'52.008	26.398	23.358	36.395	25.857	299.1
12	1'54.940	26.502	24.475	37.493	26.470	294.2	14	1'52.264	26.586	23.482	36.309	25.887	302.5
13	1'57.452 *	26.489	23.704	40.829*	26.430*	293.4	15	2'00.048	26.523	28.387	38.985	26.153	300.0
14	1'53.062	26.558	23.743	36.544	26.217	293.4	16	1'53.066	26.589	23.600	36.649	26.228	300.8
15	1'55.394	27.799	23.995	37.209	26.391	295.0	17	1'54.653	27.407	23.933	36.884	26.429	296.7
16	1'54.579	26.668	24.085	37.182	26.644	292.6	21st 52 Jeremy ALCOBA Yamaha VR46 Master SPA						
18th 10 Diogo MOREIRA Italtrans Racing Team BRA							Runs=2 Total laps=17 Full laps=14 Valid laps=13						
Runs=2 Total laps=14 Full laps=11 Valid laps=11							1 2'20.297 30.799 24.147 36.577 26.311 191.4						
1	2'09.654	30.298	24.023	37.379	26.296	194.5	2	1'52.816	26.648	23.677	36.368	26.123	294.2
2	1'52.957	26.622	23.884	36.421	26.030	303.3	3	1'55.169	28.786	23.717	36.561	26.105	293.4
3	1'53.214	26.521	23.979	36.521	26.193	300.8	4	1'52.453	26.527	23.639	36.244	26.043	295.0
4	1'52.925	26.614	23.600	36.517	26.194	302.5	5	1'52.466	26.503	23.593	36.384	25.986	295.8
5	1'52.527	26.529	23.609	36.349	26.040	302.5	6	1'52.431	26.452	23.618	36.402	25.959	295.0
6	1'53.401	26.630	23.835	36.671	26.265	299.1	7	1'52.385	26.448	23.698	36.254	25.985	294.2
7	1'53.355	26.499	23.735	36.808	26.313	298.3	8	1'52.791	26.528	23.754	36.427	26.082	296.7
8	55.843 P	26.731				302.5	9	1'52.331 *	26.493	23.604	36.230	26.004*	294.2
9	1'58.668	30.289	23.651	37.079	27.649	187.1	10	55.347 P	26.545				293.4
10	1'51.826	26.318	23.418	36.215	25.875	297.5	11	1'55.709	29.829	23.768	36.111	26.001	198.1
11	1'52.342	26.404	23.537	36.394	26.007	303.3	12	1'51.888	26.369	23.498	36.083	25.938	294.2
12	1'53.704	26.332	23.534	36.541	27.297	300.8	13	1'51.861	26.368	23.485	36.052	25.956	293.4
13	1'51.916	26.389	23.403	36.196	25.928	299.1	14	1'52.386	26.381	23.703	36.214	26.088	293.4
14	1'53.047	26.429	23.641	36.569	26.408	298.3	15	2'01.914	26.429	25.009	43.364	27.112	293.4
19th 19 Mattia PASINI Team Ciatti Boscoscu ITA							16 1'57.249 26.544 26.796 37.626 26.283 295.0						
Runs=2 Total laps=15 Full laps=12 Valid laps=12							17 1'52.370 26.477 23.630 36.247 26.016 293.4						
1	2'48.419	38.237	28.607	40.531	27.608	125.0	22nd 17 Daniel MUÑOZ Pertamina Mandalika SPA						
2	1'52.309	26.604	23.704	36.026	25.975	300.0	Runs=2 Total laps=17 Full laps=14 Valid laps=13						
3	1'51.862	26.364	23.433	36.038	26.027	297.5	1	2'01.734	41.856	24.538	36.933	27.406	185.2
4	1'52.334	26.397	23.583	36.137	26.217	297.5	2	1'53.664	26.830	23.970	36.564	26.300	295.8
5	1'59.049	26.583	23.740	40.789	27.937	297.5	3	1'53.616	26.751	23.751	36.988	26.126	296.7
6	1'52.396	26.581	23.593	36.293	25.929	300.0	4	1'52.814 *	26.672	23.645*	36.483	26.014	295.0
7	1'00.484 P	29.362				300.0	5	1'53.163	26.570	23.892	36.580	26.121	297.5
8	2'09.465	33.993	24.700	44.475	26.297	163.6	6	55.063 P	26.838				295.0
9	2'13.777	30.103	24.059	49.057	30.558	297.5	7	1'56.822	30.123	24.093	36.376	26.230	198.5
10	1'52.157	26.615	23.361	36.046	26.135	296.7	8	1'52.091	26.594	23.586	35.999	25.912	291.1
11	2'05.472	30.973	27.799	40.554	26.146	272.0	9	1'52.502	26.561	23.627	36.352	25.962	294.2
12	1'51.839	26.419	23.474	36.052	25.894	300.8	10	1'52.585	26.505	23.663	36.404	26.013	293.4
13	2'01.811	26.507	28.485	40.492	26.327	300.0	11	1'52.250	26.526	23.610	36.205	25.909	292.6

Fastest Lap: Somkiat CHANTRA IDEMITSU Honda Tea THA 1'50.841 26.028 23.095 35.899 25.819

These data/results cannot be reproduced, stored and/or transmitted in whole or in part by any manner of electronic, mechanical, photocopying, recording, broadcasting or otherwise now known or herein after developed without the previous express consent by the copyright owner, except for reproduction in daily press and regular printed publications on sale to the public within 60 days of the event related to those data/results and always provided that copyright symbol appears together as follows below.
© DORNA, 2024

Practice Nr. 1

Moto2

Lap	Lap Time	T1	T2	T3	T4	Speed	Lap	Lap Time	T1	T2	T3	T4	Speed
12	1'52.161	26.471	23.576	36.092	26.022	293.4	12	1'52.611	26.572	23.784	36.230	26.025	296.7
13	1'52.409	26.460	23.526	36.338	26.085	295.8	13	1'52.725	26.582	23.714	36.377	26.052	295.8
14	1'52.204	26.523	23.485	36.329	25.867	293.4	14	1'52.845	26.566	23.704	36.378	26.197	294.2
15	2'01.230	28.664	25.682	39.238	27.646	295.0	15	1'58.945	29.338	24.843	37.773	26.991	293.4
16	1'58.458	26.571	27.102	38.333	26.452	295.8	26th 5 Jaume MASIA Pertamina Mandalika SPA						
17	1'52.429	26.515	23.492	36.329	26.093	295.8	Runs=3 Total laps=15 Full laps=10 Valid laps=10						
	PIT	26.548	23.680	36.353	30.980	293.4	1	2'24.320	31.539	24.175	37.275	26.571	187.1
23rd 75 Albert ARENAS QJMOTOR Gresini Mo SPA							2	1'54.159	26.743	24.183	36.905	26.328	298.3
Runs=2 Total laps=16 Full laps=13 Valid laps=12							3	1'53.606	26.761	23.839	36.719	26.287	297.5
1	2'15.632	30.245	24.219	36.843	26.429	198.1	4	1'53.709	26.634	23.833	36.762	26.480	296.7
2	1'53.610	26.756	23.877	36.757	26.220	295.8	5	1'53.441	26.672	23.904	36.693	26.172	297.5
3	1'53.875	26.849	23.811	36.844	26.371	294.2	6	1'53.582	26.747	23.884	36.778	26.173	295.8
4	1'53.302	26.732	23.803	36.539	26.228	293.4	7	58.697 P	28.521				297.5
5	1'53.363	26.833	23.843	36.491	26.196	295.8	8	1'58.992	31.215	24.363	36.940	26.474	186.8
6	1'53.192	26.573	23.710	36.499	26.410	295.8	9	1'52.796	26.643	23.680	36.346	26.127	293.4
7	1'53.054	26.579	23.661	36.651	26.163	293.4	10	1'53.892	27.452	23.663	36.534	26.243	295.8
8	1'53.160	26.579	23.698	36.647	26.236	294.2	11	1'52.622	26.444	23.603	36.494	26.081	298.3
9	1'06.033 P	32.555				292.6	12	54.395 P	26.676				295.0
10	2'03.524	37.315	23.687	36.353	26.169	106.1	13	2'14.331	33.782	24.576	45.311	30.662	188.8
11	1'52.252	26.342	23.582	36.211	26.117	297.5	14	1'52.767	26.584	23.760	36.377	26.046	298.3
12	1'56.048	26.464	25.957	37.678	25.949	299.1	15	1'53.078	26.557	23.680	36.584	26.257	298.3
13	1'52.063 *	26.355	23.453	36.238*	26.017*	297.5	27th 81 Senna AGIUS Liqui Moly Husqvarna AUS						
14	1'52.199	26.425	23.602	36.172	26.000	297.5	Runs=2 Total laps=16 Full laps=13 Valid laps=12						
15	1'53.643	26.405	23.845	37.172	26.221	297.5	1	2'09.501	30.539	24.716	37.382	26.408	193.8
16	1'52.491	26.505	23.626	36.328	26.032	297.5	2	1'53.669	26.696	24.166	36.591	26.216	300.8
24th 22 Ayumu SASAKI Yamaha VR46 Master JPN							3	1'53.164	26.628	23.759	36.535	26.242	297.5
Runs=2 Total laps=13 Full laps=10 Valid laps=7							4	1'53.046	26.598	23.670	36.664	26.114	298.3
1	2'07.014	30.145	24.334	39.547	26.648	200.3	5	1'53.017	26.745	23.682	36.470	26.120	301.6
2	1'54.420 *	27.251	24.038	36.847	26.284*	302.5	6	57.948 P	27.546				300.0
3	1'53.730	26.946	23.974	36.498	26.312	302.5	7	2'00.062	31.634	23.884	37.316	27.228	168.7
4	1'53.508	26.715	23.888	36.521	26.384	299.1	8	1'52.652	26.477	23.604	36.440	26.131	295.8
5	1'58.635	29.862	24.196	38.182	26.395	303.3	9	1'56.263	26.595	23.745	39.342	26.581	294.2
6	59.357 P	26.754				301.6	10	2'05.007	26.570	23.709	36.737	37.991	293.4
7	1'59.556	32.532	24.396	36.565	26.063	167.9	11	1'57.494	28.701	24.465	37.481	26.847	288.7
8	1'52.411 *	26.384	23.612	36.236	26.179*	299.1	12	1'56.887	26.615	25.555	37.772	26.945	294.2
9	1'55.413	27.365	24.520	37.564	25.964	295.0	13	1'52.441 *	26.451	23.581	36.393*	26.016*	296.7
10	1'53.061 *	26.628	23.527	36.847*	26.059*	301.6	14	1'52.781	26.461	23.722	36.511	26.087	297.5
11	1'52.315	26.468	23.621	36.238	25.988	302.5	15	1'53.226	26.654	23.774	36.603	26.195	295.8
12	2'01.631	29.427	24.689	39.195	28.320	301.6	16	2'02.597	29.929	28.094	37.372	27.202	296.7
13	1'53.510	26.603	23.763	36.700	26.444	296.7	28th 11 Alex ESCRIG KLINT Forward Factor SPA						
25th 96 Jake DIXON CFMOTO Inde Aspar GBR							Runs=3 Total laps=15 Full laps=10 Valid laps=10						
1	2'41.294	33.305	24.762	37.366	26.614	166.6	1	2'02.186	32.562	24.514	37.605	26.924	189.1
2	1'52.891	26.678	23.721	36.264	26.228	298.3	2	1'54.038	26.892	23.881	36.696	26.569	292.6
3	1'53.056	26.624	23.785	36.483	26.164	297.5	3	1'54.203	26.951	23.972	36.755	26.525	294.2
4	1'53.100	26.633	23.837	36.412	26.218	295.8	4	2'00.404	26.868	24.769	42.156	26.611	291.1
5	1'59.015 P	28.261	23.930	39.991	26.833	296.7	5	1'53.747 P	26.829	24.044	36.701	26.173	296.7
6	2'01.010	32.394	24.355	37.774	26.487	189.4	6	2'02.094	31.744	24.923	38.317	27.110	190.1
7	1'52.772	26.587	23.794	36.333	26.058	295.8	7	1'54.650	26.995	24.042	37.109	26.504	292.6
8	1'52.877	26.706	23.787	36.273	26.111	295.0	8	1'54.616	27.168	24.098	36.897	26.453	294.2
9	59.692 P	27.835				292.6	9	55.622 P	26.960				291.1
10	2'02.404	31.955	24.174	40.116	26.159	171.7	10	2'03.670	33.944	24.416	38.942	26.368	197.4
11	1'58.757	31.946	24.178	36.456	26.177	295.0	11	1'52.922	26.586	23.662	36.378	26.296	292.6
							12	1'59.533	26.786	23.823	41.483	27.441	294.2

Fastest Lap: Somkiat CHANTRA IDEMITSU Honda Tea THA 1'50.841 26.028 23.095 35.899 25.819

These data/results cannot be reproduced, stored and/or transmitted in whole or in part by any manner of electronic, mechanical, photocopying, recording, broadcasting or otherwise now known or herein after developed without the previous express consent by the copyright owner, except for reproduction in daily press and regular printed publications on sale to the public within 60 days of the event related to those data/results and always provided that copyright symbol appears together as follows below.
© DORNA, 2024

Practice Nr. 1

Moto2

Lap	Lap Time	T1	T2	T3	T4	Speed	Lap	Lap Time	T1	T2	T3	T4	Speed
13	1'57.190	26.852	24.285	39.327	26.726	291.8	17	2'00.031	30.735	25.239	37.394	26.663	288.7
14	1'54.823	26.900	24.173	37.245	26.505	292.6	18	1'54.943	27.137	24.063	37.194	26.549	291.1
15	2'08.634	31.811	29.590	39.717	27.516	292.6	19	2'02.057	29.275	25.502	39.707	27.573	291.8

29th 20 Xavi CARDELUS Fantic Racing AND
 Runs=2 Total laps=14 Full laps=11 Valid laps=11

1	2'10.725	31.002	24.427	36.878	26.609	187.5
2	1'53.260	26.597	23.718	36.663	26.282	298.3
3	1'53.064	26.574	23.792	36.468	26.230	297.5
4	1'53.101	26.529	23.755	36.496	26.321	298.3
5	1'53.200	26.662	23.727	36.514	26.297	300.0
6	56.549 P	26.719				297.5
7	2'00.440	30.173	24.426	39.300	26.541	195.6
8	1'53.776	26.774	23.821	36.779	26.402	294.2
9	1'53.442	26.787	23.742	36.409	26.504	294.2
10	1'53.493	26.685	23.708	36.678	26.422	291.8
11	1'57.331	26.658	23.731	39.102	27.840	294.2
12	1'58.228	26.747	23.808	41.005	26.668	298.3
13	1'54.008	26.758	23.992	36.901	26.357	300.0
14	1'53.693	26.658	23.744	36.559	26.732	295.8

30th 34 Mario AJI IDEMITSU Honda Tea INA
 Runs=3 Total laps=13 Full laps=8 Valid laps=8

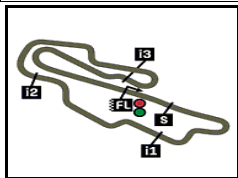
1	2'10.917	30.237	24.950	36.904	26.475	200.0
2	1'53.197	26.798	23.893	36.393	26.113	301.6
3	1'53.073	26.712	23.841	36.348	26.172	302.5
4	2'00.749	26.721	26.944	39.441	27.643	301.6
5	1'55.697	28.596	23.848	36.990	26.263	295.8
6	1'53.925	26.772	23.950	36.840	26.363	297.5
7	1'56.236	28.490	24.348	37.022	26.376	295.8
8	57.652 P	26.828				296.7
9	2'02.538	33.499	24.839	37.237	26.963	162.4
10	1'54.350	27.041	24.053	36.697	26.559	290.3
11	59.583 P	27.785				289.5
12	2'01.310	32.596	25.251	36.774	26.689	150.2
13	1'53.705	26.756	23.982	36.625	26.342	290.3
	unfinished	26.596	23.664			295.0

31st 43 Xavier ARTIGAS KLINT Forward Factor SPA
 Runs=3 Total laps=19 Full laps=14 Valid laps=11

1	2'02.336	31.780	24.500	37.695	26.828	184.3
2	1'54.646	26.967	24.242	37.088	26.349	291.8
3	1'54.437	26.890	23.957	37.141	26.449	293.4
4	1'54.963	26.931	24.098	37.324	26.610	291.8
5	1'55.325	27.083	24.217	37.333	26.692	291.8
6	1'05.842 P	30.498				290.3
7	2'00.724	31.268	24.857	37.758	26.841	176.4
8	1'55.159	27.045	24.139	37.323	26.652	291.8
9	1'56.922 *	27.529	24.379	37.634	27.380*	291.1
10	1'54.612	26.921	23.940	37.137	26.614	291.8
11	2'01.517	29.163	28.264	37.431	26.659	291.1
12	2'02.571 *	27.158	24.456	43.176	27.781*	291.8
13	58.292 P	27.566				290.3
14	2'02.501	31.122	24.278	40.562	26.539	177.3
15	1'59.190	30.369	24.951	37.083	26.787	289.5
16	1'55.312 *	27.152	24.162	37.296	26.702*	291.8

Fastest Lap: Somkiat CHANTRA IDEMITSU Honda Tea THA **1'50.841** 26.028 23.095 35.899 25.819

These data/results cannot be reproduced, stored and/or transmitted in whole or in part by any manner of electronic, mechanical, photocopying, recording, broadcasting or otherwise now known or herein after developed without the previous express consent by the copyright owner, except for reproduction in daily press and regular printed publications on sale to the public within 60 days of the event related to those data/results and always provided that copyright symbol appears together as follows below.
 © DORNA, 2024



5245 m.

GRAN PREMIO D'ITALIA BREMBO

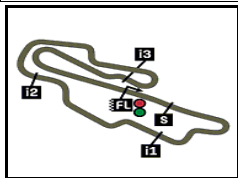
Practice Nr. 1

Best Partial Times

IT Ideal Lap Time, sum of the best partial times*BT* Best Lap Time

<i>T1</i>		<i>T2</i>		<i>T3</i>		<i>T4</i>				<i>IT</i>	<i>BT</i>	
<i>Pos</i>	<i>Rider</i>	<i>Time</i>	<i>Rider</i>	<i>Time</i>	<i>Rider</i>	<i>Time</i>	<i>Rider</i>	<i>Time</i>	<i>Pos</i>	<i>Rider</i>		
1	S.CHANTRA	26.028	S.CHANTRA	23.095	A.CANET	35.655	A.LOPEZ	25.577	1	S.CHANTRA	1'50.609	1'50.841 (1)
2	F.SALAC	26.037	A.LOPEZ	23.168	S.CHANTRA	35.667	A.OGURA	25.677	2	J.ROBERTS	1'50.806	1'50.852 (2)
3	J.ROBERTS	26.124	A.CANET	23.192	J.ROBERTS	35.683	S.GARCIA	25.712	3	A.CANET	1'50.845	1'50.977 (5)
4	F.ALDEGUER	26.150	F.ALDEGUER	23.207	F.SALAC	35.692	F.ALDEGUER	25.712	4	F.ALDEGUER	1'50.879	1'50.916 (3)
5	S.GARCIA	26.181	B.BALTUS	23.210	F.ALDEGUER	35.810	A.CANET	25.715	5	F.SALAC	1'50.913	1'51.064 (7)
6	B.BALTUS	26.189	S.GARCIA	23.221	B.BALTUS	35.823	F.SALAC	25.758	6	A.LOPEZ	1'50.920	1'50.928 (4)
7	C.VIETTI	26.243	J.ROBERTS	23.228	T.ARBOLINO	35.835	M.GONZALEZ	25.760	7	S.GARCIA	1'50.959	1'51.119 (8)
8	M.GONZALEZ	26.248	T.ARBOLINO	23.280	S.GARCIA	35.845	D.BINDER	25.769	8	B.BALTUS	1'51.036	1'51.056 (6)
9	T.ARBOLINO	26.262	A.OGURA	23.284	C.VIETTI	35.857	J.ROBERTS	25.771	9	T.ARBOLINO	1'51.187	1'51.248 (9)
10	I.GUEVARA	26.273	M.RAMIREZ	23.285	A.LOPEZ	35.859	D.ÖNCÜ	25.779	10	A.OGURA	1'51.205	1'51.440 (12)
11	A.CANET	26.283	D.ÖNCÜ	23.332	D.BINDER	35.930	T.ARBOLINO	25.810	11	M.GONZALEZ	1'51.373	1'51.375 (10)
12	VD GOORBER	26.290	D.FOGGIA	23.358	M.GONZALEZ	35.944	B.BALTUS	25.814	12	M.RAMIREZ	1'51.386	1'51.458 (13)
13	A.OGURA	26.292	M.PASINI	23.361	A.OGURA	35.952	S.CHANTRA	25.819	13	C.VIETTI	1'51.398	1'51.426 (11)
14	A.LOPEZ	26.316	I.GUEVARA	23.368	M.RAMIREZ	35.956	M.RAMIREZ	25.826	14	D.ÖNCÜ	1'51.423	1'51.515 (14)
15	D.MOREIRA	26.318	D.BINDER	23.393	D.ÖNCÜ	35.989	I.GUEVARA	25.835	15	D.BINDER	1'51.433	1'51.636 (16)
16	M.RAMIREZ	26.319	C.VIETTI	23.394	D.MUÑOZ	35.999	Z.VD GOORBER	25.843	16	I.GUEVARA	1'51.558	1'51.558 (15)
17	D.ÖNCÜ	26.323	D.MOREIRA	23.403	M.PASINI	36.026	D.FOGGIA	25.857	17	M.PASINI	1'51.645	1'51.839 (19)
18	D.BINDER	26.341	M.GONZALEZ	23.421	D.FOGGIA	36.042	D.MUÑOZ	25.867	18	D.FOGGIA	1'51.655	1'51.846 (20)
19	A.ARENAS	26.342	F.SALAC	23.426	J.ALCOBA	36.052	D.MOREIRA	25.875	19	Z.VD GOORBE	1'51.787	1'51.787 (17)
20	M.PASINI	26.364	A.ARENAS	23.453	I.GUEVARA	36.082	M.PASINI	25.894	20	D.MOREIRA	1'51.792	1'51.826 (18)
21	J.ALCOBA	26.368	D.MUÑOZ	23.485	Z.VD GOORBER	36.156	C.VIETTI	25.904	21	D.MUÑOZ	1'51.811	1'52.091 (22)
22	A.SASAKI	26.384	J.ALCOBA	23.485	A.ARENAS	36.172	J.ALCOBA	25.938	22	J.ALCOBA	1'51.843	1'51.861 (21)
23	D.FOGGIA	26.398	Z.VD GOORBER	23.498	D.MOREIRA	36.196	A.ARENAS	25.949	23	A.ARENAS	1'51.916	1'52.199 (23)
24	J.MASIA	26.444	A.SASAKI	23.527	J.DIXON	36.230	A.SASAKI	25.964	24	A.SASAKI	1'52.111	1'52.315 (24)

These data/results cannot be reproduced, stored and/or transmitted in whole or in part by any manner of electronic, mechanical, photocopying, recording, broadcasting or otherwise now known or herein after developed without the previous express consent by the copyright owner, except for reproduction in daily press and regular printed publications on sale to the public within 60 days of the event related to those data/results and always provided that copyright symbol appears together as follows below.
© DORNA, 2024



5245 m.

GRAN PREMIO D'ITALIA BREMBO

Practice Nr. 1

Best Partial Times

Moto2™

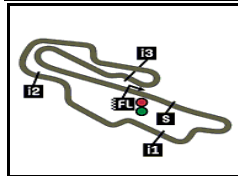
IT Ideal Lap Time, sum of the best partial times*BT* Best Lap Time

<i>T1</i>		<i>T2</i>		<i>T3</i>		<i>T4</i>				<i>IT</i>	<i>BT</i>	
<i>Pos</i>	<i>Rider</i>	<i>Time</i>	<i>Rider</i>	<i>Time</i>	<i>Rider</i>	<i>Time</i>	<i>Rider</i>	<i>Time</i>	<i>Pos</i>	<i>Rider</i>		
25	S.AGIUS	26.451	S.AGIUS	23.581	A.SASAKI	36.236	J.DIXON	26.025	25	J.MASIA	1'52.439	1'52.622 (26)
26	D.MUÑOZ	26.460	J.MASIA	23.603	J.MASIA	36.346	J.MASIA	26.046	26	J.DIXON	1'52.525	1'52.611 (25)
27	X.CARDELUS	26.529	A.ESCRIG	23.662	M.AJI	36.348	S.AGIUS	26.087	27	S.AGIUS	1'52.559	1'52.652 (27)
28	J.DIXON	26.566	M.AJI	23.664	A.ESCRIG	36.378	M.AJI	26.113	28	M.AJI	1'52.721	1'53.073 (30)
29	A.ESCRIG	26.586	J.DIXON	23.704	X.CARDELUS	36.409	X.CARDELUS	26.230	29	X.CARDELUS	1'52.876	1'53.064 (29)
30	M.AJI	26.596	X.CARDELUS	23.708	S.AGIUS	36.440	A.ESCRIG	26.296	30	A.ESCRIG	1'52.922	1'52.922 (28)
31	X.ARTIGAS	26.890	X.ARTIGAS	23.940	X.ARTIGAS	37.083	X.ARTIGAS	26.349	31	X.ARTIGAS	1'54.262	1'54.437 (31)

These data/results cannot be reproduced, stored and/or transmitted in whole or in part by any manner of electronic, mechanical, photocopying, recording, broadcasting or otherwise now known or herein after developed without the previous express consent by the copyright owner, except for reproduction in daily press and regular printed publications on sale to the public within 60 days of the event related to those data/results and always provided that copyright symbol appears together as follows below.

© DORNA, 2024

Official MotoGP Timing by **TISSOT**
www.motogp.com




5245 m.

GRAN PREMIO D'ITALIA BREMBO

Practice Nr. 1

Fastest Laps Sequence

<i>Practice Time</i>	 <i>Rider</i>	<i>Nation</i>	<i>Motorcycle</i>	<i>Time</i>	<i>Km/h</i>	<i>Rider's Lap</i>
3'55.043	7 Barry BALTUS	BEL	KALEX	1'53.458	166.4	2
3'55.828	24 Marcos RAMIREZ	SPA	KALEX	1'52.933	167.1	2
3'56.250	54 Fermin ALDEGUER	SPA	BOSCOSCURO	1'52.727	167.5	2
4'01.835	18 Manuel GONZALEZ	SPA	KALEX	1'52.482	167.8	2
4'07.262	21 Alonso LOPEZ	SPA	BOSCOSCURO	1'52.254	168.2	2
4'13.970	35 Somkiat CHANTRA	THA	KALEX	1'51.206	169.7	2
8'21.658	3 Sergio GARCIA	SPA	BOSCOSCURO	1'51.119	169.9	4
27'16.265	16 Joe ROBERTS	USA	KALEX	1'51.039	170.0	10
29'07.232	16 Joe ROBERTS	USA	KALEX	1'50.967	170.1	11
30'58.084	16 Joe ROBERTS	USA	KALEX	1'50.852	170.3	12
31'18.777	35 Somkiat CHANTRA	THA	KALEX	1'50.841	170.3	10

These data/results cannot be reproduced, stored and/or transmitted in whole or in part by any manner of electronic, mechanical, photocopying, recording, broadcasting or otherwise now known or herein after developed without the previous express consent by the copyright owner, except for reproduction in daily press and regular printed publications on sale to the public within 60 days of the event related to those data/results and always provided that copyright symbol appears together as follows below.

© DORNA, 2024