

4185 m.

MICHELIN® GRAND PRIX DE FRANCE

Free Practice
Classification

3



	Rider	Nation	Team	Motorcycle	Time	Lap	Total	Gap	Top Speed
1	21 Alonso LOPEZ	SPA	Folladore SpeedUp	BOSCOSCURO	1'35.556	19	21		266.6
2	54 Fermin ALDEGUER	SPA	Folladore SpeedUp	BOSCOSCURO	1'35.711	21	21	0.155 0.155	265.2
3	16 Joe ROBERTS	USA	OnlyFans American Racing Team	KALEX	1'35.940	15	21	0.384 0.229	265.9
4	18 Manuel GONZALEZ	SPA	QJMOTOR Gresini Moto2	KALEX	1'36.017	16	20	0.461 0.077	264.5
5	79 Ai OGURA	JPN	MT Helmets - MSI	BOSCOSCURO	1'36.160	18	19	0.604 0.143	264.5
6	3 Sergio GARCIA	SPA	MT Helmets - MSI	BOSCOSCURO	1'36.187	19	20	0.631 0.027	265.9
7	7 Barry BALTUS	BEL	RW-Idrofoglia Racing GP	KALEX	1'36.245	15	18	0.689 0.058	261.7
8	96 Jake DIXON	GBR	CFMOTO Inde Aspar Team	KALEX	1'36.285	14	17	0.729 0.040	264.5
9	14 Tony ARBOLINO	ITA	Elf Marc VDS Racing Team	KALEX	1'36.369	11	21	0.813 0.084	265.9
10	24 Marcos RAMIREZ	SPA	OnlyFans American Racing Team	KALEX	1'36.410	22	22	0.854 0.041	263.1
11	35 Somkiat CHANTRA	THA	IDEMITSU Honda Team Asia	KALEX	1'36.495	17	19	0.939 0.085	262.4
12	12 Filip SALAC	CZE	Elf Marc VDS Racing Team	KALEX	1'36.516	14	17	0.960 0.021	265.2
13	71 Dennis FOGGIA	ITA	Italtrans Racing Team	KALEX	1'36.573	14	16	1.017 0.057	266.6
14	44 Aron CANET	SPA	Fantic Racing	KALEX	1'36.624	15	18	1.068 0.051	263.1
15	84 Zonta VD GOORBERGH	NED	RW-Idrofoglia Racing GP	KALEX	1'36.633	15	19	1.077 0.009	261.7
16	81 Senna AGIUS	AUS	Liqui Moly Husqvarna Intact GP	KALEX	1'36.654	17	20	1.098 0.021	265.2
17	75 Albert ARENAS	SPA	QJMOTOR Gresini Moto2	KALEX	1'36.681	16	16	1.125 0.027	263.1
18	52 Jeremy ALCOBA	SPA	Yamaha VR46 Master Camp Team	KALEX	1'36.787	15	18	1.231 0.106	267.3
19	15 Darryn BINDER	RSA	Liqui Moly Husqvarna Intact GP	KALEX	1'36.904	17	20	1.348 0.117	266.6
20	5 Jaume MASIA	SPA	Pertamina Mandalika GAS UP Tea	KALEX	1'36.938	15	17	1.382 0.034	265.2
21	10 Diogo MOREIRA	BRA	Italtrans Racing Team	KALEX	1'36.952	7	18	1.396 0.014	266.6
22	28 Izan GUEVARA	SPA	CFMOTO Inde Aspar Team	KALEX	1'37.169	15	20	1.613 0.217	264.5
23	53 Deniz ÖNCÜ	TUR	Red Bull KTM Ajo	KALEX	1'37.259	19	20	1.703 0.090	265.9
24	22 Ayumu SASAKI	JPN	Yamaha VR46 Master Camp Team	KALEX	1'37.272	12	18	1.716 0.013	266.6
25	17 Daniel MUÑOZ	SPA	Pertamina Mandalika GAS UP Tea	KALEX	1'37.600	17	19	2.044 0.328	264.5
26	20 Xavi CARDELUS	AND	Fantic Racing	KALEX	1'38.126	19	19	2.570 0.526	264.5
27	11 Alex ESCRIG	SPA	KLINT Forward Factory Team	FORWARD	1'38.696	13	19	3.140 0.570	263.1
28	43 Xavier ARTIGAS	SPA	KLINT Forward Factory Team	FORWARD	1'38.961	15	17	3.405 0.265	261.0

Practice condition: Dry

Air: 16°

Humidity: 66%

Ground: 23°

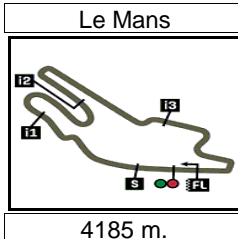
Fastest Lap:	Lap: 19	Alonso LOPEZ	1'35.556	157.6 Km/h
Best Race Lap:	2023	Pedro ACOSTA	1'36.068	156.8 Km/h
All Time Lap Record:	2024	Alonso LOPEZ	1'35.556	157.6 Km/h

The results are provisional until the end of the limit for protest and appeals.

Time limit for protest expires 60' after publication of the results - Time:

These data/results cannot be reproduced, stored and/or transmitted in whole or in part by any manner of electronic, mechanical, photocopying, recording, broadcasting or otherwise now known or herein after developed without the previous express consent by the copyright owner, except for reproduction in daily press and regular printed publications on sale to the public within 60 days of the event related to those data/results and always provided that copyright symbol appears together as follows below.

© DORNA, 2024



4185 m.

MICHELIN® GRAND PRIX DE FRANCE

Free Practice

Top Speed & Average

4



Rider	Nation	Motorcycle	Top 5 speeds					Average	Top
52 Jeremy ALCOBA	SPA	KALEX	267.3	264.5	264.5	263.8	263.8	264.8	267.3
10 Diogo MOREIRA	BRA	KALEX	266.6	266.6	265.9	265.9	265.2	265.9	266.6
15 Darryn BINDER	RSA	KALEX	266.6	266.6	266.6	266.6	265.9	266.5	266.6
21 Alonso LOPEZ	SPA	BOSCOSCURO	266.6	265.2	264.5	263.1	262.4	264.0	266.6
22 Ayumu SAKI	JPN	KALEX	266.6	265.9	265.9	265.9	265.2	265.6	266.6
71 Dennis FOGGIA	ITA	KALEX	266.6	264.5	264.5	264.5	263.8	264.8	266.6
3 Sergio GARCIA	SPA	BOSCOSCURO	265.9	265.2	265.2	264.5	263.8	264.9	265.9
14 Tony ARBOLINO	ITA	KALEX	265.9	263.1	261.7	261.0	261.0	261.8	265.9
16 Joe ROBERTS	USA	KALEX	265.9	263.8	263.8	263.8	263.8	264.2	265.9
53 Deniz ÖNCÜ	TUR	KALEX	265.9	265.2	265.2	265.2	264.5	265.0	265.9
5 Jaume MASIA	SPA	KALEX	265.2	264.5	263.8	263.8	263.1	264.1	265.2
12 Filip SALAC	CZE	KALEX	265.2	264.5	264.5	264.5	263.1	264.2	265.2
54 Fermin ALDEGUER	SPA	BOSCOSCURO	265.2	264.5	263.1	263.1	262.4	263.5	265.2
81 Senna AGIUS	AUS	KALEX	265.2	264.5	263.8	263.1	263.1	263.9	265.2
17 Daniel MUÑOZ	SPA	KALEX	264.5	263.8	263.1	262.4	262.4	263.2	264.5
18 Manuel GONZALEZ	SPA	KALEX	264.5	263.8	263.8	263.1	262.4	263.0	264.5
20 Xavi CARDELUS	AND	KALEX	264.5	262.4	262.4	262.4	262.4	262.7	264.5
28 Izan GUEVARA	SPA	KALEX	264.5	263.8	262.4	262.4	262.4	263.0	264.5
79 Ai OGURA	JPN	BOSCOSCURO	264.5	263.8	263.8	263.1	263.1	263.4	264.5
96 Jake DIXON	GBR	KALEX	264.5	263.8	263.8	262.4	262.4	263.0	264.5
11 Alex ESCRIG	SPA	FORWARD	263.1	261.7	261.0	261.0	261.0	261.6	263.1
24 Marcos RAMIREZ	SPA	KALEX	263.1	262.4	262.4	262.4	261.7	262.4	263.1
44 Aron CANET	SPA	KALEX	263.1	262.4	261.7	261.7	261.7	261.9	263.1
75 Albert ARENAS	SPA	KALEX	263.1	261.7	261.7	261.7	261.0	261.7	263.1
35 Somkiat CHANTRA	THA	KALEX	262.4	262.4	262.4	262.4	262.4	262.4	262.4
7 Barry BALTUS	BEL	KALEX	261.7	260.3	259.6	259.6	259.0	259.9	261.7
84 Zonta VD GOORBERGH	NED	KALEX	261.7	261.0	261.0	260.3	259.6	260.2	261.7
43 Xavier ARTIGAS	SPA	FORWARD	261.0	261.0	261.0	259.0	259.0	259.8	261.0

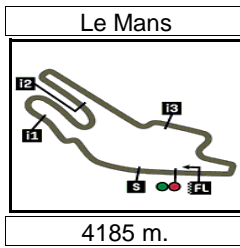
These data/results cannot be reproduced, stored and/or transmitted in whole or in part by any manner of electronic, mechanical, photocopying, recording, broadcasting or otherwise now known or herein after developed without the previous express consent by the copyright owner, except for reproduction in daily press and regular printed publications on sale to the public within 60 days of the event related to those data/results and always provided that copyright symbol appears together as follows below.

© DORNA, 2024

Official MotoGP Timing by TISSOT
www.motogp.com



Le Mans, Friday, May 10, 2024



Results and timing service provided by TISSOT

Moto2™

MICHELIN® GRAND PRIX DE FRANCE

Free Practice

Chronological Analysis of Performances

5

* Lap / Sector time cancelled T1 Time from finish line to 1st intermediate T3 Time from 2nd intermed. to 3rd intermed.
P Crossing the finish line in pit lane T2 Time from 1st intermed. to 2nd intermed. T4 Time from 3rd intermediate to finish line

Lap	Lap Time	T1	T2	T3	T4	Speed	Lap	Lap Time	T1	T2	T3	T4	Speed
1st 21 Alonso LOPEZ Folladore SpeedUp SPA Runs=2 Total laps=21 Full laps=18 Valid laps=13							3rd 16 Joe ROBERTS OnlyFans American R USA Runs=2 Total laps=21 Full laps=18 Valid laps=14						
1	2'10.390	16.403	22.920	28.205	26.101		1	2'34.960	17.520	24.366	28.882	29.574	
2	1'37.826	22.946	21.956	27.369	25.555	259.6	2	1'38.739	23.278	22.229	27.317	25.915	261.0
3	1'37.331	22.695	21.851	27.090	25.695	262.4	3	1'37.720 *	23.075	21.878	27.114	25.653*	261.7
4	1'36.941 *	21.99*	22.188	27.271	25.483	264.5	4	1'37.226	22.582	21.718	27.139	25.787	263.1
5	1'38.123	23.450	22.088	27.071	25.514	266.6	5	1'37.362	22.862	21.766	27.192	25.542	261.0
6	1'36.263 *	21.71*	21.942	27.012	25.593	265.2	6	1'36.765	22.455	21.803	27.009	25.498	263.1
7	1'36.946	22.566	21.896	27.063	25.421	261.0	7	1'38.071	22.757	22.335	27.237	25.742	263.8
8	1'39.544	22.656	22.035	29.086	25.767	260.3	8	1'36.957 *	22.540	21.790	27.031	25.596*	262.4
9	1'37.078	22.580	21.929	27.159	25.410	261.0	9	1'37.367	22.719	21.896	27.058	25.694	263.8
10	1'36.523	22.462	21.798	26.884	25.379	261.0	10	1'36.546	22.491	21.803	26.895	25.357	262.4
11	1'36.991	22.436	21.848	27.011	25.696	260.3	11	1'43.813 P	23.039	22.990	27.613	30.171	263.8
12	1'36.701	22.580	21.907	26.894	25.320	259.6	12	7'30.175	18.735	23.274	27.446	25.673	
13	1'37.617 *	22.458	21.853	27.035*	26.271	261.0	13	1'36.591 *	22.630	21.624	26.845	25.492*	259.6
14	1'37.691 *	22.411	21.797	27.402*	26.081	261.0	14	1'36.222	22.454	21.666	26.822	25.280	261.0
15	1'36.459	22.437	21.769	26.945	25.308	260.3	15	1'35.940	22.383	21.582	26.716	25.259	261.0
16	1'46.452 P	23.165	23.469	29.141	30.677	261.0	16	1'36.098	22.334	21.644	26.794	25.326	263.1
17	7'19.068	17.441	22.953	27.193	25.589		17	1'39.374 *	22.374	21.599	26.900	28.501*	262.4
18	1'35.831	22.313	21.638	26.815	25.065	260.3	18	1'36.839	22.758	21.789	26.825	25.467	261.7
19	1'35.556	22.333	21.577	26.610	25.036	261.0	19	1'36.300	22.340	21.604	26.906	25.450	263.8
20	1'36.568 *	22.333	21.861*	26.941	25.433	263.1	20	1'36.308	22.344	21.697	26.774	25.493	265.9
21	1'35.766	22.141	21.698	26.725	25.202	262.4	21	1'38.032	22.627	21.946	27.223	26.236	263.1
2nd 54 Fermin ALDEGUER Folladore SpeedUp SPA Runs=2 Total laps=21 Full laps=18 Valid laps=18							4th 18 Manuel GONZALEZ QJMOTOR Gresini Mo SPA Runs=2 Total laps=20 Full laps=17 Valid laps=15						
1	2'07.067	16.425	23.401	28.225	26.847		1	2'44.962 *	16.535	22.676	28.390*	26.428	
2	1'38.498	23.241	21.934	27.389	25.934	261.0	2	1'38.148	22.824	22.043	27.495	25.786	259.6
3	1'38.074	22.807	21.839	27.519	25.909	263.1	3	1'36.767	22.475	21.717	27.128	25.447	260.3
4	1'37.591	22.635	22.013	27.394	25.549	262.4	4	1'36.734	22.421	21.784	27.111	25.418	261.7
5	1'37.173	22.757	21.817	27.047	25.552	264.5	5	1'36.346	22.432	21.719	26.832	25.363	261.7
6	1'43.646	22.747	21.836	27.137	31.926	259.6	6	1'39.110	22.610	22.634	27.284	26.582	262.4
7	1'37.076	22.813	21.810	27.030	25.423	259.0	7	1'36.624	22.407	21.806	26.934	25.477	263.1
8	1'36.580	22.443	21.773	26.948	25.416	260.3	8	1'36.781	22.378	21.873	26.863	25.667	261.7
9	1'37.192	22.550	21.876	27.105	25.661	263.1	9	1'36.678	22.397	21.810	27.050	25.421	262.4
10	1'39.648	22.991	23.605	27.391	25.661	265.2	10	1'40.292	22.310	22.057	27.199	28.726	263.8
11	1'37.024	22.582	21.731	26.982	25.729	261.0	11	1'36.918	22.494	21.820	27.001	25.603	262.4
12	1'36.911	22.604	21.883	26.997	25.427	259.6	12	1'36.628	22.364	21.834	26.857	25.573	261.7
13	1'36.793	22.599	21.835	26.920	25.439	262.4	13	1'41.278 P	22.675	22.774	27.613	28.216	260.3
14	1'36.680	22.519	21.824	26.928	25.409	261.0	14	8'59.279	17.166	23.081	27.414	25.659	
15	1'36.670	22.475	21.871	26.924	25.400	261.0	15	1'36.021	22.298	21.629	26.732	25.362	261.0
16	1'46.729 P	24.30*	23.666	28.639*	30.124	261.7	16	1'36.017	22.297	21.809	26.751	25.160	261.7
17	7'55.395 *	16.898	22.695	27.288	25.506*		17	1'39.694 *	22.161	21.810	28.185*	27.538	262.4
18	1'37.341	22.429	21.759	27.636	25.517	258.3	18	1'35.929 *	22.350	21.647	26.740	25.192*	262.4
19	1'36.003	22.361	21.675	26.780	25.187	261.0							
20	1'35.958	22.285	21.683	26.705	25.285	261.7							

Fastest Lap: Alonso LOPEZ Folladore SpeedUp SPA **1'35.556** 22.333 21.577 26.610 25.036

These data/results cannot be reproduced, stored and/or transmitted in whole or in part by any manner of electronic, mechanical, photocopying, recording, broadcasting or otherwise now known or herein after developed without the previous express consent by the copyright owner, except for reproduction in daily press and regular printed publications on sale to the public within 60 days of the event related to those data/results and always provided that copyright symbol appears together as follows below.
© DORNA, 2024



Free Practice

Moto2

Lap	Lap Time	T1	T2	T3	T4	Speed	Lap	Lap Time	T1	T2	T3	T4	Speed
19	1'39.314	22.280	21.751	29.286	25.997	264.5	7	1'37.867	22.926	21.804	27.178	25.959	257.6
20	1'36.087	22.454	21.638	26.763	25.232	263.8	8	1'37.427	22.729	21.858	27.122	25.718	257.6
5th 79 Ai OGURA MT Helmets - MSI JPN Runs=2 Total laps=19 Full laps=16 Valid laps=13							9	1'37.709	22.651	21.934	27.391	25.733	256.3
1	2'34.046	16.927	23.266	27.935	26.487		10	1'37.478	22.774	21.814	27.183	25.707	260.3
2	1'38.886	23.267	22.263	27.333	26.023	257.6	11	1'37.643	22.706	21.835	27.067	26.035	259.0
3	1'37.639 *	22.840	22.052	27.040	25.707*	261.0	12	1'43.406 P	22.810	21.885	29.160	29.551	257.6
4	1'37.513	22.717	21.920	27.041	25.835	263.1	13	12'50.360	17.740	22.439	32.717	31.080	
5	1'36.900	22.637	21.802	26.932	25.529	263.1	14	1'36.983	22.686	21.808	26.891	25.598	257.6
6	1'36.794	22.567	21.854	26.814	25.559	262.4	15	1'36.245	22.488	21.600	26.791	25.366	257.6
7	1'39.791 *	22.792	21.989	29.162	25.848*	263.1	16	1'36.610	22.454	21.636	26.935	25.585	259.6
8	1'38.068 *	22.784	22.425	27.258	25.601*	262.4	17	1'36.430	22.440	21.694	26.885	25.411	259.6
9	1'36.568	22.526	21.871	26.732	25.439	263.8	18	1'36.866	22.450	21.729	27.057	25.630	259.0
10	1'36.587	22.478	21.893	26.739	25.477	261.7	8th 96 Jake DIXON CFMOTO Inde Aspar GBR Runs=2 Total laps=17 Full laps=14 Valid laps=13						
11	1'36.685	22.445	21.876	26.812	25.552	263.8	1	2'45.927	16.890	23.492	29.841	26.326	
12	1'54.216 P	25.287	25.371	29.272	34.286	248.6	2	1'37.734	22.899	21.966	27.152	25.717	261.7
13	10'27.407	17.275	23.141	30.348	25.940		3	1'36.671	22.562	21.706	27.163	25.240	262.4
14	1'36.778	22.626	21.971	26.787	25.394	263.1	4	1'36.589	22.504	21.698	27.014	25.373	262.4
15	1'36.579	22.402	21.839	26.797	25.541	264.5	5	1'36.306	22.478	21.672	26.815	25.341	264.5
16	1'37.091	22.388	21.772	27.136	25.795	262.4	6	1'37.964	22.470	21.797	27.457	26.240	263.8
17	1'37.170	22.402	22.212	27.089	25.467	263.1	7	1'39.330 *	22.599	23.125	27.467*	26.139	261.0
18	1'36.160	22.302	21.793	26.665	25.400	263.1	8	1'36.908	22.498	21.733	27.124	25.553	262.4
19	1'36.257	22.363	21.830	26.708	25.356	259.6	9	1'37.117	22.585	21.979	26.998	25.555	261.7
6th 3 Sergio GARCIA MT Helmets - MSI SPA Runs=2 Total laps=20 Full laps=17 Valid laps=15							10	1'37.145	22.421	21.733	26.974	26.017	263.8
1	2'36.966	16.855	23.422	28.384	29.885		11	1'40.566 P	22.450	21.789	26.969	29.358	261.7
2	1'40.050 *	23.279	22.428	27.810*	26.533	263.8	12	14'09.524	17.455	22.377	27.220	28.993	
3	1'37.949	23.125	22.032	27.181	25.611	263.1	13	1'36.847	22.548	21.812	27.003	25.484	259.0
4	1'37.886	23.006	22.198	27.069	25.613	261.7	14	1'36.285	22.355	21.736	26.790	25.404	262.4
5	1'37.454	22.763	22.048	27.055	25.588	262.4	15	1'36.652	22.442	21.734	26.849	25.627	262.4
6	1'37.469	22.748	21.810	27.267	25.644	263.1	16	1'36.474	22.448	21.796	26.866	25.364	261.7
7	1'37.197	22.561	21.902	27.136	25.598	261.7	17	1'39.517	22.393	22.624	28.167	26.333	261.7
8	1'37.528	22.652	21.994	27.118	25.764	260.3	9th 14 Tony ARBOLINO Elf Marc VDS Racing ITA Runs=2 Total laps=21 Full laps=18 Valid laps=17						
9	1'36.879	22.558	21.986	26.899	25.436	263.1	1	2'02.957	16.000	22.864	28.099	26.054	
10	1'37.688	22.649	21.921	27.284	25.834	264.5	2	1'38.660	23.313	22.372	27.361	25.614	265.9
11	1'37.140	22.589	22.013	27.012	25.526	262.4	3	1'37.267	22.752	21.905	27.150	25.460	260.3
12	1'41.014 P	22.608	21.972	27.061	29.373	261.0	4	1'37.066	22.661	21.859	27.068	25.478	263.1
13	8'57.003	16.151	22.701	27.742	26.020		5	1'37.473	22.748	21.923	27.269	25.533	260.3
14	1'37.408	22.996	22.032	26.940	25.440	261.7	6	1'43.760 P	22.656	21.988	28.868	30.248	259.0
15	1'37.149	22.681	21.963	26.876	25.629	263.1	7	7'26.145	16.757	22.850	27.669	26.003	
16	1'38.064 *	22.742	21.943	26.953*	26.426	261.7	8	1'36.964	22.682	21.776	27.070	25.436	259.6
17	1'37.033	22.690	21.826	26.920	25.597	263.1	9	1'36.488	22.506	21.799	26.868	25.315	259.6
18	1'37.019	22.461	21.934	27.173	25.451	265.2	10	1'36.709	22.472	21.849	26.926	25.462	261.0
19	1'36.187	22.442	21.692	26.742	25.311	265.9	11	1'36.369	22.458	21.786	26.850	25.275	259.0
20	1'36.546	22.401	21.838	26.847	25.460	265.2	12	1'36.716	22.465	21.874	26.997	25.380	259.6
7th 7 Barry BALTUS RW-Idrofoglia Racing BEL Runs=2 Total laps=18 Full laps=15 Valid laps=15							13	1'36.822	22.480	21.818	27.041	25.483	261.0
1	2'16.685	15.894	22.399	27.615	26.360		14	1'36.459	22.405	21.753	26.915	25.386	261.0
2	1'39.872	23.395	21.985	28.617	25.875	261.7	15	1'36.501	22.437	21.791	26.957	25.316	261.0
3	1'38.121	22.979	21.837	27.522	25.783	255.6	16	1'36.574	22.399	21.848	26.910	25.417	261.7
4	1'37.765	22.958	21.837	27.216	25.754	256.3	17	1'36.783	22.425	21.851	26.975	25.532	261.0
5	1'39.513	22.982	21.838	27.157	27.536	255.0	18	1'37.249	22.488	21.863	27.373	25.525	260.3
6	1'38.289	22.955	21.945	27.219	26.170	257.6	19	1'37.780	22.754	22.109	27.376	25.541	260.3
							20	1'37.395 *	22.526	21.920*	27.268	25.681	261.0
							21	1'36.654	22.407	21.851	27.013	25.383	261.0

Fastest Lap: Alonso LOPEZ Folladore SpeedUp SPA **1'35.556** 22.333 21.577 26.610 25.036

These data/results cannot be reproduced, stored and/or transmitted in whole or in part by any manner of electronic, mechanical, photocopying, recording, broadcasting or otherwise now known or herein after developed without the previous express consent by the copyright owner, except for reproduction in daily press and regular printed publications on sale to the public within 60 days of the event related to those data/results and always provided that copyright symbol appears together as follows below.
© DORNA, 2024

Free Practice

Moto2

Lap	Lap Time	T1	T2	T3	T4	Speed	Lap	Lap Time	T1	T2	T3	T4	Speed	
10th	24	Marcos RAMIREZ				OnlyFans American R SPA	7	1'38.351	22.688	22.181	27.542	25.940	265.2	
		Runs=2	Total laps=22	Full laps=19	Valid laps=16	8	1'36.985	22.616	21.934	26.949	25.486	261.7		
1	2'00.371	16.530	23.001	28.255	26.496	9	1'45.100	P	22.986	22.987	28.272	30.855	264.5	
2	1'39.680	23.686	22.174	27.708	26.112	259.0	10	13'36.040	16.213	22.710	27.678	25.941		
3	1'38.630	23.220	22.059	27.480	25.871	260.3	11	1'37.044	22.822	21.892	27.014	25.316	259.6	
4	1'38.014	23.037	21.967	27.317	25.693	260.3	12	1'36.587	22.548	21.721	26.953	25.365	263.1	
5	1'37.437	22.910	21.800	27.147	25.580	262.4	13	1'39.368	22.711	23.449	27.455	25.753	261.7	
6	1'46.608	22.825	21.863	27.185	34.735	260.3	14	1'36.516	22.410	21.971	26.842	25.293	264.5	
7	1'39.205	*	23.064	21.952	27.216*	261.0	15	1'38.966	22.543	22.012	28.600	25.811	263.1	
8	1'37.905	22.895	21.846	27.341	25.823	261.0	16	1'42.127	*	22.490	21.906*	29.001	28.730	264.5
9	1'37.306	22.724	21.744	27.197	25.641	259.6	17	1'36.646	22.404	21.932	26.917	25.393	262.4	
10	1'47.031	22.716	24.347	34.209	25.759	262.4	13th	71	Dennis FOGGIA				Italtrans Racing Team ITA	
11	1'37.405	22.732	21.991	27.098	25.584	262.4			Runs=2	Total laps=16	Full laps=13	Valid laps=12		
12	1'37.387	22.816	21.949	26.898	25.724	261.0	1	2'07.307	16.345	23.226	27.925	26.428		
13	1'47.984	P	24.45*	23.775	29.256	30.500	259.6	2	1'38.683	23.574	22.101	27.147	25.861	264.5
14	6'19.080	19.264	22.814	29.829	25.760		3	1'38.412	22.953	22.089	27.210	26.160	262.4	
15	1'37.648	22.944	21.960	27.209	25.535	259.0	4	1'37.961	22.929	22.177	27.046	25.809	266.6	
16	1'37.055	*	22.779	21.800	26.865*	25.611	260.3	5	1'39.186	23.192	22.145	27.702	26.147	264.5
17	1'36.910	22.653	21.884	27.028	25.345	261.7	6	1'37.607	22.792	21.879	27.260	25.676	263.1	
18	1'36.690	22.557	21.770	27.015	25.348	261.0	7	1'37.106	22.762	21.873	27.030	25.441	262.4	
19	1'36.919	22.565	21.821	27.057	25.476	263.1	8	1'37.321	22.707	21.917	26.998	25.699	262.4	
20	1'40.625	22.779	21.868	30.421	25.557	261.0	9	1'37.301	22.699	21.936	27.137	25.529	263.1	
21	1'39.462	*	22.634	21.942	26.851*	28.035	261.0	10	1'36.785	22.553	21.815	26.935	25.482	263.1
22	1'36.410	22.646	21.717	26.826	25.221	259.6	11	1'50.128	P	26.34*	23.410	29.756	30.618	263.8
11th	35	Somkiat CHANTRA				IDEMITSU Honda Tea THA	12	15'20.960	16.854	23.301	27.466	25.732		
		Runs=2	Total laps=19	Full laps=16	Valid laps=15	13	1'36.986	22.540	21.827	27.077	25.542	264.5		
1	2'51.232	17.814	22.940				14	1'36.573	22.501	21.783	26.886	25.403	263.1	
2	1'38.094	23.179	21.993	27.328	25.594	261.7	15	1'44.781	*	22.587	22.711*	29.481*	30.002	262.4
3	1'37.631	22.948	21.822	27.101	25.760	262.4	16	1'36.960	22.633	21.876	26.923	25.528	262.4	
4	1'37.413	23.049	21.729	27.014	25.621	261.0	14th	44	Aron CANET				Fantic Racing SPA	
5	1'37.384	22.838	21.690	27.004	25.852	260.3			Runs=2	Total laps=18	Full laps=15	Valid laps=13		
6	1'37.916	22.880	21.956	27.327	25.753	258.3	1	2'46.699	16.485	22.924	27.888	26.612		
7	1'37.567	22.811	21.898	27.160	25.698	261.0	2	1'38.429	23.308	22.239	27.280	25.602	261.0	
8	1'36.696	22.534	21.767	26.999	25.396	261.7	3	1'43.146	22.983	22.968	27.538	29.657	262.4	
9	1'38.652	22.743	22.246	27.277	26.386	261.7	4	1'37.512	23.040	22.000	27.047	25.425	261.7	
10	1'43.428	P	23.135	22.171	27.580*	30.542	262.4	5	1'36.941	22.729	21.857	26.986	25.369	261.7
11	9'32.993	17.943	22.676	27.403	26.073		6	1'37.165	22.793	21.892	26.992	25.488	261.7	
12	1'37.197	22.786	21.829	26.919	25.663	259.6	7	1'38.394	23.543	21.984	26.966	25.901	261.7	
13	1'36.687	22.696	21.747	26.907	25.337	261.7	8	1'36.750	22.657	21.863	26.813	25.417	263.1	
14	1'36.999	22.777	21.756	26.911	25.555	262.4	9	1'37.129	22.641	21.842	27.032	25.614	261.0	
15	1'36.510	22.705	21.682	26.758	25.365	262.4	10	1'47.099	P	25.34*	23.004	28.027	30.720	261.0
16	1'37.163	22.760	21.825	27.011	25.567	262.4	11	10'54.861	17.576	22.632	27.436	25.649		
17	1'36.495	22.520	21.697	26.719	25.559	262.4	12	1'37.676	22.820	22.182	27.141	25.533	259.6	
18	1'38.327	*	22.650	22.210*	27.438	26.029	262.4	13	1'36.657	22.569	21.844	26.936	25.308	260.3
19	1'36.679	22.551	21.795	26.808	25.525	262.4	14	1'36.715	22.526	21.888	26.911	25.390	261.0	
12th	12	Filip SALAC				Elf Marc VDS Racing CZE	15	1'36.624	22.506	21.898	26.847	25.373	261.7	
		Runs=2	Total laps=17	Full laps=14	Valid laps=13	16	1'39.284	22.637	23.221	27.516	25.910	261.7		
1	2'21.797	16.377	22.779	28.412	26.069		17	1'40.202	*	22.584	22.943*	29.040	25.635	261.7
2	1'38.422	23.275	22.017	27.513	25.617	259.0	18	1'59.083	*	30.679	23.909		259.6	
3	1'37.489	22.850	21.796	27.272	25.571	260.3	15th	84	Zonta VD GOORBE				RW-Idrofoglia Racing NED	
4	1'37.041	22.673	21.841	26.954	25.573	262.4			Runs=2	Total laps=19	Full laps=16	Valid laps=15		
5	1'37.252	22.838	21.852	26.928	25.634	261.7	1	2'24.791	16.376	22.869	28.478	26.534		
6	1'37.084	22.717	21.963	26.993	25.411	262.4	2	1'39.004	23.535	22.074	27.557	25.838	258.3	

Fastest Lap: Alonso LOPEZ Folladore SpeedUp SPA **1'35.556** 22.333 21.577 26.610 25.036

These data/results cannot be reproduced, stored and/or transmitted in whole or in part by any manner of electronic, mechanical, photocopying, recording, broadcasting or otherwise now known or herein after developed without the previous express consent by the copyright owner, except for reproduction in daily press and regular printed publications on sale to the public within 60 days of the event related to those data/results and always provided that copyright symbol appears together as follows below.
© DORNA, 2024

Free Practice

Moto2

Lap	Lap Time	T1	T2	T3	T4	Speed	Lap	Lap Time	T1	T2	T3	T4	Speed
3	1'37.648	23.024	21.826	27.205	25.593	258.3	14	1'37.414	22.644	21.994	27.229	25.547	260.3
4	1'37.230	22.778	21.788	27.125	25.539	258.3	15	1'36.873	22.460	21.847	27.103	25.463	261.7
5	1'37.053	22.713	21.728	27.093	25.519	258.3	16	1'36.681	22.547	21.815	26.978	25.341	261.7
6	1'40.574	22.807	21.822	29.672	26.273	259.0		unfinished	22.456				261.7
7	1'37.258	22.649	21.845	27.230	25.534	259.0	18th 52 Jeremy ALCOBA Yamaha VR46 Master SPA						
8	1'36.974	22.675	21.800	27.005	25.494	259.6	Runs=2 Total laps=18 Full laps=15 Valid laps=13						
9	1'37.410	22.660	21.808	27.173	25.769	257.6	1	2'05.656	16.726	22.913	28.275	26.633	
10	1'46.417 P	22.941	22.000	31.011	30.465	259.6	2	1'39.161	23.313	22.100	27.525	26.223	263.8
11	11'20.062	17.424	22.667	27.371	25.772		3	1'39.277	22.867	22.075	27.867	26.468	264.5
12	1'37.795	22.819	21.968	27.341	25.667	259.6	4	1'37.885	23.038	21.967	27.210	25.670	264.5
13	1'36.706	22.619	21.719	27.021	25.347	259.0	5	1'37.684	23.003	22.082	27.033	25.566	267.3
14	1'36.785	22.481	21.827	27.010	25.467	261.0	6	1'38.006	22.912	22.320	27.199	25.575	261.0
15	1'36.633	22.571	21.758	26.925	25.379	260.3	7	1'36.945	22.664	21.866	26.995	25.420	263.8
16	1'39.204	22.536	23.235	27.331	26.102	261.0	8	1'39.845 P	22.629	21.848	27.244	28.124	262.4
17	1'40.358 *	22.566	22.631*	29.404	25.757	261.7	9	11'49.103	17.367	22.539	27.435	25.889	
18	1'36.991	22.640	21.795	27.051	25.505	259.6	10	1'37.732	22.893	21.994	27.135	25.710	258.3
19	1'37.803	22.647	21.977	27.255	25.924	259.6	11	1'37.688 *	22.827	21.869	27.054*	25.938	259.0
16th 81 Senna AGIUS Liqui Moly Husqvarna AUS							12	1'44.664	22.685	21.799	26.962	33.218	260.3
Runs=2 Total laps=20 Full laps=17 Valid laps=16							13	1'37.556	22.792	21.899	27.192	25.673	261.0
1	2'13.235	16.258	22.902	28.428	26.511		14	1'36.910	22.598	21.814	26.937	25.561	261.0
2	1'38.694	23.256	22.109	27.570	25.759	260.3	15	1'36.787	22.581	21.795	26.911	25.500	261.0
3	1'38.113	22.803	21.987	27.492	25.831	261.7	16	1'36.792	22.646	21.746	26.894	25.506	261.7
4	1'37.627	22.825	21.921	27.199	25.682	263.8	17	1'37.232 *	22.584	21.804*	27.039	25.805	261.7
5	1'38.108	22.856	21.980	27.192	26.080	260.3	18	1'37.074	22.669	21.795	26.949	25.661	261.0
6	1'37.480	22.632	21.935	27.107	25.806	261.0	19th 15 Darryn BINDER Liqui Moly Husqvarna RSA						
7	1'38.208	22.693	22.154	27.506	25.855	264.5	Runs=2 Total laps=20 Full laps=17 Valid laps=16						
8	1'37.311	22.787	21.872	26.970	25.682	261.0	1	2'04.234	16.549	23.529	28.469	26.824	
9	1'37.824	22.682	21.912	27.214	26.016	263.1	2	1'39.375	23.478	22.188	27.502	26.207	263.8
10	1'41.307 *	22.986	22.002	29.070*	27.249	263.1	3	1'39.169	23.222	22.437	27.453	26.057	266.6
11	1'41.001 P	22.744	22.458	27.469	28.330	261.0	4	1'38.343	22.932	22.070	27.411	25.930	264.5
12	9'41.919	18.146	23.333	28.556	25.753		5	1'37.942	23.219	21.904	27.108	25.711	260.3
13	1'37.551	22.602	22.013	27.350	25.586	257.0	6	1'37.258	22.704	21.756	27.119	25.679	264.5
14	1'38.868	23.612	22.154	27.518	25.584	259.0	7	1'41.455 *	25.80*	22.683	27.324	25.642	261.0
15	1'37.095	22.707	21.893	27.007	25.488	258.3	8	1'37.712	22.914	21.934	27.173	25.691	266.6
16	1'37.025	22.592	21.917	27.070	25.446	259.6	9	1'37.262	22.689	21.781	27.183	25.609	264.5
17	1'36.654	22.463	21.861	26.998	25.332	261.7	10	1'37.393	22.536	21.970	27.152	25.735	265.9
18	1'36.921	22.650	21.867	27.018	25.386	261.7	11	1'37.731	22.670	21.923	27.139	25.999	263.8
19	1'37.007	22.581	21.863	26.971	25.592	261.7	12	1'38.312	22.713	22.154	27.352	26.093	262.4
20	1'36.904	22.756	21.823	26.896	25.429	265.2	13	1'37.893	23.161	21.910	27.128	25.694	264.5
17th 75 Albert ARENAS QJMOTOR Gresini Mo SPA							14	1'42.219 P	22.681	21.965	27.287	30.286	263.8
Runs=2 Total laps=16 Full laps=13 Valid laps=12							15	9'22.288	19.633	22.839	28.032	28.052	
1	2'12.065 *	16.739	23.257	28.481*	26.576		16	1'37.040	22.583	21.928	26.907	25.622	264.5
2	1'39.364	23.353	22.106	27.861	26.044	257.0	17	1'36.904	22.395	21.883	27.051	25.575	265.2
3	1'38.397	22.888	22.110	27.652	25.747	259.6	18	1'37.031	22.565	21.983	26.983	25.500	266.6
4	1'38.486 *	22.891	21.897	27.268*	26.430*	261.0	19	1'36.980	22.652	21.793	26.948	25.587	266.6
5	1'37.839	22.873	21.907	27.272	25.787	259.0	20	1'37.013	22.587	21.970	27.005	25.451	263.1
6	1'41.254	23.105	22.105	30.009	26.035	260.3	20th 5 Jaume MASIA Pertamina Mandalika SPA						
7	1'37.241	22.749	21.848	27.184	25.460	259.6	Runs=2 Total laps=17 Full laps=14 Valid laps=11						
8	1'37.530	22.807	21.961	27.123	25.639	260.3	1	2'04.550	16.542	22.798	28.384	26.702	
9	1'37.351	22.719	21.893	27.253	25.486	261.0	2	1'39.425 *	23.286	22.212	27.781	26.146*	263.1
10	1'43.885 P	22.748	22.483	28.898	29.756	263.1	3	1'41.136	22.972	24.524	27.634	26.006	263.8
11	11'22.832 *	21.001	23.198	33.406*	26.638		4	1'37.769	22.765	22.077	27.452	25.475	262.4
12	1'38.300	23.093	22.149	27.481	25.577	256.3	5	1'37.461	22.765	21.914	27.187	25.595	265.2
13	1'37.770	22.935	21.919	27.484	25.432	259.6							

Fastest Lap: Alonso LOPEZ Folladore SpeedUp SPA 1'35.556 22.333 21.577 26.610 25.036

These data/results cannot be reproduced, stored and/or transmitted in whole or in part by any manner of electronic, mechanical, photocopying, recording, broadcasting or otherwise now known or herein after developed without the previous express consent by the copyright owner, except for reproduction in daily press and regular printed publications on sale to the public within 60 days of the event related to those data/results and always provided that copyright symbol appears together as follows below.
© DORNA, 2024

Free Practice

Moto2

Lap	Lap Time	T1	T2	T3	T4	Speed	Lap	Lap Time	T1	T2	T3	T4	Speed	
6	1'37.494	22.667	22.119	27.188	25.520	263.8								
7	1'42.369 *	22.634	21.893	27.816*	30.026	264.5	23rd	53	Deniz ÖNCÜ	Red Bull KTM Ajo			TUR	
8	1'37.814	22.786	22.008	27.200	25.820	262.4			Runs=2	Total laps=20	Full laps=17	Valid laps=12		
9	1'37.263	22.758	21.919	27.146	25.440	261.7	1	2'26.999	17.453	24.140	28.605	26.993		
10	1'41.440 P	22.729	22.041	27.224	29.446	259.6	2	1'42.699 *	23.713	22.533			263.1	
11	1'42.835	19.946	22.932	28.237	25.779		3	1'39.735 *	23.373	22.490	27.481	26.391*	263.1	
12	1'37.247 *	22.633	22.297	26.821*	25.496	260.3	4	1'39.159	23.280	22.201	27.194	26.484	263.8	
13	1'37.640	22.715	21.964	27.145	25.816	261.0	5	1'38.693	23.132	22.170	27.354	26.037	265.2	
14	1'37.124	22.728	21.911	26.956	25.529	259.0	6	1'38.632	23.104	22.143	27.356	26.029	264.5	
15	1'36.938	22.717	21.775	27.025	25.421	261.7	7	1'38.505 *	23.050	22.230	27.346	25.879*	263.8	
16	1'39.539	22.682	21.833	27.102	27.922	260.3	8	1'38.449	22.888	22.218	27.452	25.891	264.5	
17	1'36.950	22.761	21.848	26.959	25.382	260.3	9	1'38.558 *	22.96*	22.152	27.294	26.146	264.5	
21st	10	Diogo MOREIRA	Italtrans Racing Team BRA					10	1'37.825	22.789	22.074	27.157	25.805	263.8
		Runs=2	Total laps=18	Full laps=15	Valid laps=8		11	1'43.378 P	23.076	22.040	27.708*	30.554	265.2	
1	2'04.664	16.077	22.862	28.092	26.409		12	8'39.526	17.288	22.628	27.570	26.192		
2	1'39.806 *	23.287	22.376	27.943	26.200*	265.9	13	1'44.155 *	23.192	22.642			263.8	
3	1'38.688	22.872	22.276	27.737	25.803	263.8	14	1'37.995	22.856	22.000	27.376	25.763	265.9	
4	1'38.969	22.917	22.066	27.425	26.561	265.2	15	1'37.912	22.897	21.993	27.257	25.765	262.4	
5	1'37.946 *	22.955	22.153	27.042*	25.796	266.6	16	1'37.620	22.807	22.099	27.028	25.686	263.8	
6	1'37.220	22.681	21.921	27.105	25.513	263.8	17	1'37.579	22.707	22.080	27.038	25.754	265.2	
7	1'36.952	22.533	21.893	27.014	25.512	263.8	18	1'37.566	22.831	22.020	26.984	25.731	263.8	
8	1'37.993	22.786	21.856	27.339	26.012	262.4	19	1'37.259	22.641	21.951	26.992	25.675	263.8	
9	1'39.479 *	24.20*	22.340	27.160	25.773	258.3	20	1'37.559	22.696	21.956	27.049	25.858	263.8	
10	1'41.716 P	22.705	22.165	27.215	29.631	262.4								
11	12'12.536	14.740	22.800	27.598	25.815		24th	22	Ayumu SASAKI	Yamaha VR46 Master			JPN	
12	1'37.732 *	22.779	22.106	27.173	25.674*	265.9			Runs=2	Total laps=18	Full laps=15	Valid laps=13		
13	1'37.426	22.698	22.006	27.117	25.605	262.4	1	2'02.796	18.530	23.780	29.010	29.546		
14	1'37.891 *	23.118	22.058	26.933*	25.782	263.8	2	1'40.248	23.564	22.740	27.731	26.213	264.5	
15	1'37.046 *	22.549	21.967	26.763*	25.767	266.6	3	1'39.640	23.394	22.403	27.574	26.269	265.2	
16	1'37.181	22.449	21.960	27.184	25.588	265.2	4	1'39.155	23.193	22.201	27.785	25.976	260.3	
17	1'41.887 *	22.855	22.709*	27.531	28.792	261.7	5	1'39.067	23.045	22.473	27.313	26.236	264.5	
18	1'40.414	23.261	23.719	27.304	26.130	262.4	6	1'38.550	23.007	22.148	27.517	25.878	266.6	
22nd	28	Izan GUEVARA	CFMOTO Inde Aspar SPA					7	1'37.814	22.762	21.972	27.310	25.770	265.9
		Runs=2	Total laps=20	Full laps=17	Valid laps=17		8	1'41.064 *	24.64*	22.399	27.630	26.390	263.8	
1	2'16.537	16.727	22.641	28.066	26.827		9	1'38.214	22.869	22.012	27.272	26.061	265.2	
2	1'40.277	23.448	21.900	28.735	26.194	261.0	10	1'49.667 P	26.06*	22.899	28.097	32.610	265.2	
3	1'38.044	23.051	21.802	27.340	25.851	261.7	11	11'59.562	16.521	22.914	27.519	25.845		
4	1'37.949	22.930	21.915	27.146	25.958	261.0	12	1'37.272	22.782	21.817	27.180	25.493	265.9	
5	1'38.651	22.731	21.830	27.467	26.623	261.7	13	1'38.027	22.694	21.840	27.544	25.949	265.9	
6	1'37.390	22.809	21.845	27.123	25.613	261.7	14	1'38.632	23.313	22.060	27.315	25.944	261.7	
7	1'37.824	22.887	21.920	27.250	25.767	264.5	15	1'38.242	22.885	22.210	27.330	25.817	265.2	
8	1'37.554	22.763	21.864	27.245	25.682	261.7	16	1'38.311	23.008	22.080	27.329	25.894	262.4	
9	1'38.759	22.824	22.939	27.311	25.685	261.7	17	1'38.521 *	22.985	22.169*	27.360	26.007	263.1	
10	1'37.196	22.689	21.888	27.077	25.542	262.4	18	1'38.364	23.085	22.042	27.229	26.008	259.0	
11	1'37.371	22.781	21.908	27.061	25.621	262.4	25th	17	Daniel MUÑOZ	Pertamina Mandalika			SPA	
12	1'41.423 P	22.713	22.029	27.153	29.528	262.4			Runs=2	Total laps=19	Full laps=16	Valid laps=14		
13	9'06.236	16.478	22.164	27.233	26.886		1	2'02.324	16.503	23.845	28.774	27.378		
14	1'40.268	22.763	22.463	29.157	25.885	261.0	2	1'41.048	23.739	22.989	28.111	26.209	261.7	
15	1'37.169	22.637	21.795	27.008	25.729	261.7	3	1'40.526	23.370	22.379	28.155	26.622	263.8	
16	1'37.352	22.701	21.949	27.074	25.628	260.3	4	1'40.364	23.146	22.624	28.191	26.403	264.5	
17	1'44.451	22.652	22.110	33.671	26.018	261.7	5	1'39.405 *	23.035	22.267	27.718*	26.385	263.1	
18	1'37.287	22.675	21.845	27.070	25.697	262.4	6	1'39.029 *	22.978	22.125	27.639	26.287*	259.6	
19	1'37.459	22.582	21.908	27.268	25.701	261.7	7	1'40.104	22.979	22.070	28.850	26.205	261.0	
20	1'37.169	22.702	21.915	27.055	25.497	263.8	8	1'38.346	22.858	22.116	27.474	25.898	261.0	
							9	1'38.227	22.938	21.991	27.431	25.867	262.4	

Fastest Lap: Alonso LOPEZ Folladore SpeedUp SPA **1'35.556** 22.333 21.577 26.610 25.036

These data/results cannot be reproduced, stored and/or transmitted in whole or in part by any manner of electronic, mechanical, photocopying, recording, broadcasting or otherwise now known or herein after developed without the previous express consent by the copyright owner, except for reproduction in daily press and regular printed publications on sale to the public within 60 days of the event related to those data/results and always provided that copyright symbol appears together as follows below.
© DORNA, 2024

Official MotoGP Timing by TISSOT
www.motogp.com

Le Mans, Friday, May 10, 2024

Page 5 of 6



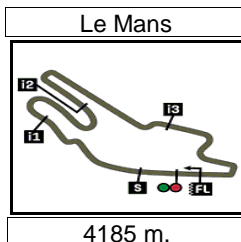
Free Practice

Moto2

Lap	Lap Time	T1	T2	T3	T4	Speed	Lap	Lap Time	T1	T2	T3	T4	Speed	
10	1'37.966	22.853	22.232	27.069	25.812	261.7	28th 43	Xavier ARTIGAS					KLINT Forward Factor SPA	
11	1'38.294	22.895	21.909	27.367	26.123	262.4		Runs=2	Total laps=17	Full laps=14		Valid laps=13		
12	1'42.910 P	22.969	22.099	27.614	30.228	256.3		1	2'01.824	17.111	23.732	29.333	28.846	
13	10'43.430	16.940	22.601	27.690	26.003			2	1'41.027	23.922	23.048	27.708	26.349	259.0
14	1'38.234	22.989	22.113	27.193	25.939	260.3		3	1'41.715	23.486	22.928	28.296	27.005	259.0
15	1'38.027	22.849	21.998	27.278	25.902	259.6		4	1'39.906	23.252	22.496	27.827	26.331	261.0
16	1'37.702	22.806	21.928	27.115	25.853	261.0		5	1'39.454	23.083	22.268	27.681	26.422	261.0
17	1'37.600	22.785	21.919	27.065	25.831	261.0		6	1'43.089	23.218	22.210	27.644	30.017	259.0
18	1'37.777	22.817	21.944	27.045	25.971	260.3		7	1'41.853 *	23.489	22.310	28.138*	27.916	256.3
19	1'38.832	22.988	21.964	27.566	26.314	259.0		8	1'54.026 P	23.071	22.322	27.542	41.091	261.0
26th 20 Xavi CARDELUS								Fantic Racing AND						
Runs=2 Total laps=19								Full laps=16 Valid laps=16						
1	2'07.984	16.505	23.341	28.180	26.406			9	13'41.397 *	17.273	22.996	27.959*	27.213	
2	1'39.723	23.704	22.434	27.557	26.028	261.7		10	1'39.767	23.457	22.356	27.561	26.393	259.0
3	1'38.657	23.031	22.266	27.386	25.974	262.4		11	1'39.475	23.166	22.387	27.789	26.133	258.3
4	1'39.594	22.713	23.132	27.702	26.047	262.4		12	1'39.839	23.173	22.336	27.685	26.645	259.0
5	1'38.362	23.017	22.183	27.253	25.909	261.7		13	1'39.099	23.129	22.336	27.390	26.244	257.6
6	1'38.744	23.005	22.246	27.508	25.985	264.5		14	1'39.355	23.252	22.302	27.540	26.261	256.3
7	1'38.546	22.750	22.068	27.480	26.248	262.4		15	1'38.961	22.966	22.372	27.504	26.119	255.0
8	1'38.317	22.803	22.135	27.499	25.880	261.7	16	1'39.211	22.995	22.338	27.637	26.241	257.6	
9	1'38.192	22.730	22.133	27.556	25.773	261.7	17	1'39.000	23.042	22.361	27.490	26.107	258.3	
10	1'38.482	22.739	22.200	27.416	26.127	261.7								
11	1'40.673	23.981	23.273	27.644	25.775	261.0								
12	1'38.540	22.811	22.140	27.430	26.159	259.0								
13	1'43.049 P	23.240	22.610	28.291	28.908	259.6								
14	10'44.952	17.034	23.495	27.668	27.908									
15	1'38.735	22.903	22.434	27.400	25.998	261.7								
16	1'38.346	22.983	22.200	27.310	25.853	262.4								
17	1'42.073	22.959	22.231	30.968	25.915	259.6								
18	1'38.164	22.862	22.106	27.334	25.862	262.4								
19	1'38.126	22.801	22.109	27.444	25.772	262.4								
27th 11 Alex ESCRIG							KLINT Forward Factor SPA							
Runs=2 Total laps=19							Full laps=16 Valid laps=12							
1	2'01.491	18.379	24.594	29.578	28.747									
2	1'43.502	23.979	23.774	28.442	27.307	256.3								
3	1'42.088 *	23.349	22.903	27.942*	27.894	263.1								
4	1'39.415	23.140	22.498	27.562	26.215	261.0								
5	1'39.588	22.996	22.327	27.631	26.634	261.7								
6	1'42.098 *	23.028	22.522	27.684	28.864*	259.6								
7	1'40.061	23.398	22.736	27.602	26.325	257.0								
8	1'40.179	23.132	22.368	28.281	26.398	261.0								
9	1'39.395	23.078	22.465	27.537	26.315	259.6								
10	1'57.692 P	23.707	24.380			250.5								
11	10'36.974	17.712	23.367	28.175	26.741									
12	1'38.689 *	22.992	22.319	27.355	26.023*	258.3								
13	1'38.696	22.932	22.497	27.324	25.943	258.3								
14	1'39.066	22.957	22.290	27.360	26.459	260.3								
15	1'44.119 *	24.189	23.150			259.0								
16	1'39.334	23.171	22.405	27.538	26.220	259.0								
17	1'40.520	22.996	22.615	28.690	26.219	258.3								
18	1'38.786	22.992	22.411	27.346	26.037	261.0								
19	1'40.585	23.393	22.899	27.910	26.383	258.3								

Fastest Lap: Alonso LOPEZ Folladore SpeedUp SPA **1'35.556** 22.333 21.577 26.610 25.036

These data/results cannot be reproduced, stored and/or transmitted in whole or in part by any manner of electronic, mechanical, photocopying, recording, broadcasting or otherwise now known or herein after developed without the previous express consent by the copyright owner, except for reproduction in daily press and regular printed publications on sale to the public within 60 days of the event related to those data/results and always provided that copyright symbol appears together as follows below.
© DORNA, 2024



Results and timing service provided by **TISSOT**

MICHELIN® GRAND PRIX DE FRANCE

Free Practice

Best Partial Times

Moto2™

IT Ideal Lap Time, sum of the best partial times

BT Best Lap Time


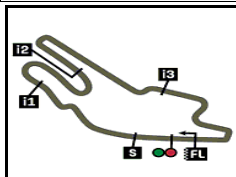
T1		T2		T3		T4				IT	BT	
Pos	Rider	Time	Rider	Time	Rider	Time	Rider	Time	Pos	Rider	IT	BT
1	A.LOPEZ	22.141	A.LOPEZ	21.577	A.LOPEZ	26.610	A.LOPEZ	25.036	1	A.LOPEZ	1'35.364	1'35.556 (1)
2	M.GONZALEZ	22.161	J.ROBERTS	21.582	A.OGURA	26.665	M.GONZALEZ	25.160	2	M.GONZALEZ	1'35.682	1'36.017 (4)
3	F.ALDEGUER	22.263	F.ALDEGUER	21.594	F.ALDEGUER	26.675	F.ALDEGUER	25.179	3	F.ALDEGUER	1'35.711	1'35.711 (2)
4	A.OGURA	22.302	B.BALTUS	21.600	J.ROBERTS	26.716	M.RAMIREZ	25.221	4	J.ROBERTS	1'35.891	1'35.940 (3)
5	J.ROBERTS	22.334	M.GONZALEZ	21.629	S.CHANTRA	26.719	J.DIXON	25.240	5	J.DIXON	1'36.057	1'36.285 (8)
6	J.DIXON	22.355	J.DIXON	21.672	M.GONZALEZ	26.732	J.ROBERTS	25.259	6	A.OGURA	1'36.095	1'36.160 (5)
7	D.BINDER	22.395	S.CHANTRA	21.682	S.GARCIA	26.742	T.ARBOLINO	25.275	7	S.GARCIA	1'36.146	1'36.187 (6)
8	T.ARBOLINO	22.399	S.GARCIA	21.692	J.DIXON	26.790	F.SALAC	25.293	8	B.BALTUS	1'36.197	1'36.245 (7)
9	S.GARCIA	22.401	M.RAMIREZ	21.717	B.BALTUS	26.791	A.CANET	25.308	9	S.CHANTRA	1'36.258	1'36.495 (11)
10	F.SALAC	22.404	Z.VD GOORBER	21.719	A.CANET	26.813	S.GARCIA	25.311	10	F.SALAC	1'36.260	1'36.516 (12)
11	B.BALTUS	22.440	F.SALAC	21.721	M.RAMIREZ	26.826	S.AGIUS	25.332	11	T.ARBOLINO	1'36.277	1'36.369 (9)
12	D.MOREIRA	22.449	J.ALCOBA	21.746	F.SALAC	26.842	S.CHANTRA	25.337	12	M.RAMIREZ	1'36.321	1'36.410 (10)
13	A.ARENAS	22.456	T.ARBOLINO	21.753	T.ARBOLINO	26.850	A.ARENAS	25.341	13	A.CANET	1'36.469	1'36.624 (14)
14	S.AGIUS	22.463	D.BINDER	21.756	D.FOGGIA	26.886	Z.VD GOORBER	25.347	14	Z.VD GOORBE	1'36.472	1'36.633 (15)
15	Z.VD GOORBER	22.481	A.OGURA	21.772	J.ALCOBA	26.894	A.OGURA	25.356	15	D.BINDER	1'36.509	1'36.904 (19)
16	D.FOGGIA	22.501	J.MASIA	21.775	S.AGIUS	26.896	B.BALTUS	25.366	16	S.AGIUS	1'36.514	1'36.654 (16)
17	A.CANET	22.506	D.FOGGIA	21.783	D.BINDER	26.907	J.MASIA	25.382	17	D.FOGGIA	1'36.573	1'36.573 (13)
18	S.CHANTRA	22.520	I.GUEVARA	21.795	Z.VD GOORBER	26.925	D.FOGGIA	25.403	18	A.ARENAS	1'36.590	1'36.681 (17)
19	M.RAMIREZ	22.557	A.ARENAS	21.815	J.MASIA	26.956	J.ALCOBA	25.420	19	J.ALCOBA	1'36.641	1'36.787 (18)
20	J.ALCOBA	22.581	A.SASAKI	21.817	A.ARENAS	26.978	D.BINDER	25.451	20	J.MASIA	1'36.746	1'36.938 (20)
21	I.GUEVARA	22.582	S.AGIUS	21.823	D.ÖNCÜ	26.984	A.SASAKI	25.493	21	D.MOREIRA	1'36.831	1'36.952 (21)
22	J.MASIA	22.633	A.CANET	21.842	I.GUEVARA	27.008	I.GUEVARA	25.497	22	I.GUEVARA	1'36.882	1'37.169 (22)
23	D.ÖNCÜ	22.641	D.MOREIRA	21.856	D.MOREIRA	27.014	D.MOREIRA	25.512	23	A.SASAKI	1'37.184	1'37.272 (24)
24	A.SASAKI	22.694	D.MUÑOZ	21.909	D.MUÑOZ	27.045	D.ÖNCÜ	25.675	24	D.ÖNCÜ	1'37.251	1'37.259 (23)

These data/results cannot be reproduced, stored and/or transmitted in whole or in part by any manner of electronic, mechanical, photocopying, recording, broadcasting or otherwise now known or herein after developed without the previous express consent by the copyright owner, except for reproduction in daily press and regular printed publications on sale to the public within 60 days of the event related to those data/results and always provided that copyright symbol appears together as follows below.
© DORNA, 2024

Official MotoGP Timing by **TISSOT**
www.motogp.com



Le Mans

Results and timing service provided by  **TISSOT**

4185 m.


MICHELIN® GRAND PRIX DE FRANCE**Free Practice****Best Partial Times****Moto2™***IT* Ideal Lap Time, sum of the best partial times*BT* Best Lap Time

T1			T2			T3			T4				
<i>Pos</i>	<i>Rider</i>	<i>Time</i>	<i>Rider</i>	<i>Time</i>	<i>Rider</i>	<i>Time</i>	<i>Rider</i>	<i>Time</i>	<i>Pos</i>	<i>Rider</i>	<i>IT</i>	<i>BT</i>	
25	X.CARDELUS	22.713	D.ÖNCÜ	21.951	A.SASAKI	27.180	X.CARDELUS	25.772	25	D.MUÑOZ	1'37.551	1'37.600 (25)	
26	D.MUÑOZ	22.785	X.CARDELUS	22.068	X.CARDELUS	27.253	D.MUÑOZ	25.812	26	X.CARDELUS	1'37.806	1'38.126 (26)	
27	A.ESCRIG	22.932	X.ARTIGAS	22.210	A.ESCRIG	27.324	A.ESCRIG	25.943	27	A.ESCRIG	1'38.489	1'38.696 (27)	
28	X.ARTIGAS	22.966	A.ESCRIG	22.290	X.ARTIGAS	27.390	X.ARTIGAS	26.107	28	X.ARTIGAS	1'38.673	1'38.961 (28)	

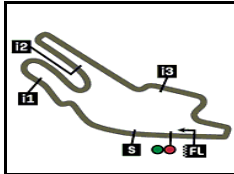
These data/results cannot be reproduced, stored and/or transmitted in whole or in part by any manner of electronic, mechanical, photocopying, recording, broadcasting or otherwise now known or herein after developed without the previous express consent by the copyright owner, except for reproduction in daily press and regular printed publications on sale to the public within 60 days of the event related to those data/results and always provided that copyright symbol appears together as follows below.
© DORNA, 2024

Official MotoGP Timing by **TISSOT**
www.motogp.com

Le Mans

Results and timing service provided by 

Moto2™




4185 m.

MICHELIN® GRAND PRIX DE FRANCE

Free Practice

Fastest Laps Sequence

<i>Practice Time</i>	 <i>Rider</i>	<i>Nation</i>	<i>Motorcycle</i>	<i>Time</i>	<i>Km/h</i>	<i>Rider's Lap</i>
3'40.051	24 Marcos RAMIREZ	SPA	KALEX	1'39.680	151.1	2
3'41.617	14 Tony ARBOLINO	ITA	KALEX	1'38.660	152.7	2
3'45.565	54 Fermin ALDEGUER	SPA	BOSCOSCURO	1'38.498	152.9	2
3'48.216	21 Alonso LOPEZ	SPA	BOSCOSCURO	1'37.826	154.0	2
4'23.661	96 Jake DIXON	GBR	KALEX	1'37.734	154.1	2
5'18.884	14 Tony ARBOLINO	ITA	KALEX	1'37.267	154.8	3
5'59.877	18 Manuel GONZALEZ	SPA	KALEX	1'36.767	155.6	3
6'00.332	96 Jake DIXON	GBR	KALEX	1'36.671	155.8	3
7'36.921	96 Jake DIXON	GBR	KALEX	1'36.589	155.9	4
9'12.957	18 Manuel GONZALEZ	SPA	KALEX	1'36.346	156.3	5
9'13.227	96 Jake DIXON	GBR	KALEX	1'36.306	156.4	5
29'38.514	16 Joe ROBERTS	USA	KALEX	1'36.222	156.5	14
31'14.454	16 Joe ROBERTS	USA	KALEX	1'35.940	157.0	15
35'33.775	21 Alonso LOPEZ	SPA	BOSCOSCURO	1'35.831	157.2	18
37'09.331	21 Alonso LOPEZ	SPA	BOSCOSCURO	1'35.556	157.6	19

These data/results cannot be reproduced, stored and/or transmitted in whole or in part by any manner of electronic, mechanical, photocopying, recording, broadcasting or otherwise now known or herein after developed without the previous express consent by the copyright owner, except for reproduction in daily press and regular printed publications on sale to the public within 60 days of the event related to those data/results and always provided that copyright symbol appears together as follows below.

© DORNA, 2024

Official MotoGP Timing by TISSOT
www.motogp.com

Le Mans, Friday, May 10, 2024